

MODULE 3  
PERSONAL, SMALL GROUP AND PUBLIC EVANGELISM  
**PARTICIPANT**



AS THE FATHER HAS SENT ME, SO I AM SENDING YOU  
**AMBASSADORS**  
fostering a new generation of spiritual leaders





MODULE 3  
PERSONAL, SMALL GROUP AND PUBLIC EVANGELISM  
**PARTICIPANT**

AS THE FATHER HAS SENT ME, SO I AM SENDING YOU  
**AMBASSADORS**  
fostering a new generation of spiritual leaders

All Scripture quotations, unless otherwise indicated, are taken from the Holy Bible, New International Version®. Copyright © 1973, 1978, 1984 by International Bible Society. Used by permission of Zondervan Publishing House. All rights reserved.

Other versions used are:

NLT— Scripture quotations marked (NLT) are taken from the Holy Bible, New Living Translation, copyright © 1996. Used by permission of Tyndale House Publishers, Inc., Wheaton, Illinois 60189. All rights reserved.

ESV— Scripture quotations marked ESV are taken from the Holy Bible, English Standard Version. Copyright © 2001 by Crossway Bibles, a division of Good News Publishers.

Primary Contributor: Troy Fitzgerald

Layout, design, and graphics by Jonatan Tejel

Photos: istockphoto.com, photodune.net

Editorial work by Erica Jones

## **AMBASSADORS**

Copyright © by the General Conference of Seventh-day Adventist® Youth Ministries Department  
[www.gc youthministries.org](http://www.gc youthministries.org).

All rights reserved. No part of this publication may be reproduced, stored in a retrieval system, or transmitted in any form or by any means—electronic, mechanical, digital, photocopy, recording, or any other—except for brief quotations in printed reviews, without the prior permission of the publisher.

Printed in the United States of America

Rights for publishing this book outside the U.S.A. or in non-English languages are administered by the Youth Ministries Department of the Seventh-day Adventist® Church. For additional information, please visit our website, [www.gc youthministries.org](http://www.gc youthministries.org), email [Youthinfo@gc.adventist.org](mailto:Youthinfo@gc.adventist.org), or write to Youth Ministries Department, General Conference of Seventh-day Adventists® Church, 12501 Old Columbia Pike, Silver Spring, MD 20904, U.S.A.

table

of

contents

Welcome	9
Session Template	12
<b>Session 1 – now, it’s personal</b>	<b>13</b>
<b>Session 2 – my story</b>	<b>19</b>
<b>Session 3 – His story</b>	<b>25</b>
<b>Session 4 – our story</b>	<b>31</b>
<b>Session 5 – small group bible study</b>	<b>37</b>
<b>Session 6 – small groups—prayer</b>	<b>45</b>
<b>Session 7 – action small groups</b>	<b>53</b>
<b>Session 8 – going public</b>	<b>59</b>
<b>Session 9 – preaching, teaching, and beseeching</b>	<b>67</b>
<b>My Journal and IDP</b>	<b>75</b>



## **Acknowledgements**

The Ambassador Curriculum owes much to the extraordinary contribution and collaboration of many people, without whom its completion would have been almost impossible. We wish to thank:

The writers: Gavin Anthony, Tim Lale, and Troy Fitzgerald.

Gilbert Cangy, whose guidance, leadership and support brought this curriculum through the long process from birth to realization. Special thanks for reading the first draft and providing keen insight and practical guidance that made this resource an inestimably better one than it otherwise would have been.

Special thanks for overseeing the development of the project goes to: Kathy Beagles and the Department of Discipleship and Religious Education at the Seventh-day Adventist Theological Seminary at Andrews University.

Charity Garcia, our official Hub, for the extraordinary work she did in developing the curriculum and identifying/collaborating with the writers for all seven modules, and without whom the completion of this project would have been impossible.

Silvia Sicalo, our savvy administrative assistant, who kept the emails going and made sure that deadlines were met.

Erica Jones, for her copyediting expertise and attention to detail that prevented many early mistakes and helped create a wise and functional model.

Jonatan Tejel, for his technical expertise and selfless willingness to help, and to Rodrigo Araya, whose technical help enriched the outcome.

Maria Dunchie, for her creative contribution in design and support in other practical ways.

Hiskia Missah, for his encouragement throughout this process.

## **Task Force**

A special thanks to the team of Division Youth Directors who, under the chairmanship of Gilbert Cangy, served as task force to periodically review and provide constructive counsel through the process:

Benjamin Carballo (Inter America), Busi Khumalo (Southern Africa Indian Ocean), James Black (North America), Jobbie Yabut (Southern Asia Pacific), Paul Tompkins (Trans European), and Ravindra Shankar (Southern Asia).



# AS THE FATHER HAS SENT ME, SO I AM SENDING YOU AMBASSADORS



Welcome to Ambassadors.

Ambassadors is a new level of youth ministry designed to equip you to be the best that you can be and to be part of a new generation of youth that will take on the challenge to be the hands, feet, and voice of Jesus in your local church and community.

An ambassador generally represents a country or a cause. A Christian ambassador is a representative of another kind; they represent the values, principles, culture, and laws of the kingdom of God. They stand for the character and purpose of the King of this kingdom—Jesus Christ, Himself.

The Ambassadors training is based on seven foundations designed for your development. They include:

1. A Christ-centered discipleship plan
2. Leadership development
3. A personal, public, and small group based mission lifestyle
4. Character and personality development, including outdoor, high adventure programming
5. Lifestyle and vocational training
6. Nurturing godly relationships
7. Community outreach development through service projects and emergency preparedness training

Each of these seven foundations will be taught in the form of seven modules, and you will acquire certification for each module completed.

Each module contains four elements that will be consistently present throughout the course:

- First, the concept of a spiritual companion. At the beginning of each module, you will choose a friend who will be your companion for the duration of the module. You will meet with that friend during each meeting for mutual encouragement and support towards your growth as an Ambassador. Groups of spiritual companions will also join for certain activities. This will foster the concept of community, interdependence, and accountability into the Ambassador's experience.
- Second, an Individual Discipleship Plan (IDP). At the beginning of every module, you will make a simple plan of how you would like to grow spiritually and acquire the practical skills, knowledge, and experience proposed in the module. Your spiritual companion will be there throughout the module to help and encourage you to accomplish your plan. The IDP helps to emphasize

- the continuing nature of discipleship and that learning is a continual part of life. It stresses the need for interdependence on each other as we learn, grow, and work for God. (See guidelines for creating your IDP on the next page.)
- Third, projects. Each module will have a project that will integrate the core concepts from the module into a service learning activity focused on helping others. This will be an opportunity for your group to work together as a whole.
- Fourth, social activities. A social activity will be planned for the group at least once a month. Make sure that you always participate.

## Participant's Guide

A participant's guide for each module has been prepared for you. You hold one in your hands.

- The Participant's Guide is essentially your workbook, which contains all the lessons for each module that you will engage with.
- In the back pages of each module you will find the following: a page to create your IDP, and a list of the sessions of the module that your leader will sign and date upon completion.
- You will be required to complete 75 percent attendance and participation to receive your certification or award at the end of each module. Participants can make up for missed lessons to achieve the required 75 percent at the discretion of their leader.

Fostering togetherness is at the heart of a model for discipleship, which the General Conference is focusing on; it is known as "Together Growing Fruitful Disciples." This model emphasizes understanding, connecting, equipping, and ministering—but doing all of this "together." For God did not design us to grow or minister alone, but in community. Paul writes that growing in Christ is achieved as everyone uses the gifts God has given to them, "until we all reach unity in the faith and in the knowledge of the Son of God and become mature, attaining to the whole measure of the fullness of Christ" (Ephesians 4:13).

Thank you for accepting the call and challenge to become an Ambassador of Jesus Christ and His kingdom. May this experience enrich your life and assist you in discovering God's greater purpose for you.

General Conference Youth Ministries Department



Gilbert Cangy  
GC Youth Director



Hiskia Missah  
Associate GC Youth Director



Jonatan Tejel Subirada  
Associate GC Youth Director

# CREATING YOUR IDP

As a human being with a nature that naturally tends to move away from God, growing to reflect Jesus as an Ambassador will rarely happen by chance or without much thought. That's why for each of the Ambassador's modules, you will be creating your own IDP. The focus of each IDP will relate to the theme of your current module and last for the duration of that module.

Here is an example of what an IDP will look like. Fill in your own IDP on the form provided.

**1. IDP Module Name:**

CHRIST-CENTERED DISCIPLESHIP

**2. Spiritual Companion:** Who is the spiritual companion who will encourage and support you in the next stage of your spiritual journey of growing as an Ambassador of Jesus? They will remain your spiritual companion throughout the current module.

JOHN WILCOX

**3. Personal vision statement:** This includes two parts: (a) What do you see in your life today that you would like to change in order to become more effective as an Ambassador for Jesus? (b) Describe how you would like to see yourself in the future. Before you start writing, take a moment to pray for God to guide your thoughts.

- CURRENTLY, I DO NOT HAVE A REGULAR OR VERY MEANINGFUL DEVOTIONAL LIFE.
- I WOULD LIKE TO DEVELOP A DEVOTIONAL LIFE THAT CAN EQUIP ME SPIRITUALLY TO BE AN EFFECTIVE AMBASSADOR FOR JESUS.

**4. Expected evidence of change:** After looking at your personal vision statement, list the evidence you might expect to see that reveals you are growing in Christ.

- I THINK AN EFFECTIVE AMBASSADOR IS SOMEONE WHO IS ALWAYS PRAYING FOR OPPORTUNITIES TO REVEAL THE CHARACTER OF JESUS WHEREVER THEY GO. THAT IS WHAT I WANT FOR MY LIFE.

**5. Next steps:** List the practical steps you will take to accomplish your personal discipleship vision. Think about how these steps will also shape your daily devotions with God.

- SET MY ALARM CLOCK FOR 7AM TO START MY DEVOTIONS
- SPEND 30 MINUTES IN PRAYER AND BIBLE READING
- REPEAT BEFORE I GO TO SLEEP
- FIND A BOOK TO READ THAT TEACHES DIFFERENT WAYS TO STUDY THE BIBLE
- PRAY EACH DAY FOR OPPORTUNITIES FOR GOD TO USE ME AS HIS AMBASSADOR

**6. Reflection: How did I do?** This is completed at the end of the module. It gives you a chance to reflect on what worked well and what you would like to improve in the future. You can compare your expected evidences of change to what actually happened.

- I REALLY ENJOYED THESE LAST FEW WEEKS. THE MORE I READ AND UNDERSTOOD, THE MORE CONFIDENT I BECAME TO PRAY FOR OPPORTUNITIES FOR GOD TO USE ME. I THINK I WILL EXPAND THE TIME FOR DEVOTIONS I HAVE IN THE EVENING, AND NOW THAT I HAVE READ A BOOK ON BIBLE STUDY, I WOULD LIKE TO READ ANOTHER ON INTERCESSORY PRAYER. I HAVE FOUND THAT I REALLY ENJOY PRAYING FOR OTHERS.



# basic template for teaching sessions

This template will be used during most in-house teaching sessions. There will be variations in the format depending on the focus for the day.

## welcome & activity

2+ min

1. General welcome and opening prayer.
2. A short getting-to-know you activity. As friendships continually deepen, so the ability to encourage and support each other spiritually deepens.

## did you know?

13 minutes

An activity that introduces the theme for the day.

## mission briefing

10 minutes

A simple Bible study that gives the biblical foundation for the theme done in groups of two or three. It will be helpful for leaders to circulate around the room to listen in on conversations to see that participants are going in the right direction and to answer questions.

## thinking it through

5 minutes

A personal reflection time where each participant writes down what they have personally learned from the Bible study and how this applies to their own life as an Ambassador. To be shared briefly with their spiritual companion who will be a spiritual encourager during the curriculum.

## reflecting Jesus & His kingdom

40 minutes

An activity that expands on the main theme for the lesson. This section is called “reflecting Jesus and His kingdom” because an ambassador’s main task is to represent who Jesus is to others, as well as what the kingdom of heaven stands for.

## next steps

15 minutes

An ambassador for Jesus will grow spiritually and will witness in everyday life beyond the training sessions. Therefore, each participant will develop an individual discipleship plan that will help them grow as an ambassador for Jesus when they are outside of the learning environment.

At the beginning of each module in the curriculum, participants will develop an individual discipleship plan (IDP) that will guide their personal spiritual journey during that section. Each IDP will focus on the theme of that section. “Next Steps” is a time for participants to reflect on how their IDP is working and to pray for each other in what they aim to do next. This will be done with their spiritual companion. A spiritual companion is a friend who prays for and encourages their own companion over a set period of time.

## summary

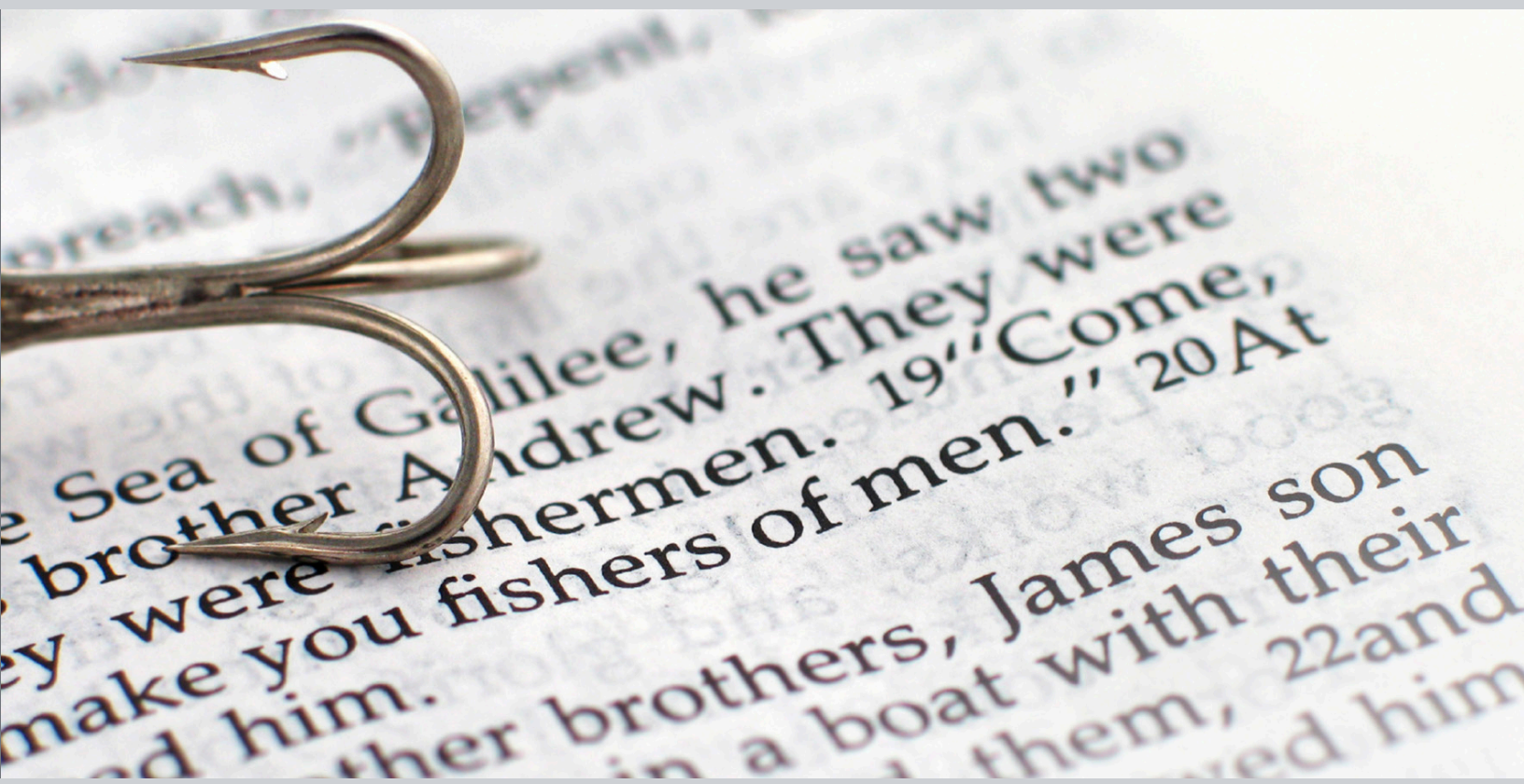
5 minutes

As a whole group, this is an opportunity to summarize what participants have learned during the session. It is a time for the leader to generally review what has been done and to ask for volunteers to briefly share what they have learned.



# SESSION 1

now, it's personal





# SESSION 1

## now, it's personal



did you know...

An action or attitude repeated consistently 20–30 times creates a neurological effect, a habit.

**Habits I Have**

---

---

---

---

---

**Habits I Want**

---

---

---

---

---

“Dear friends, I urge you, as aliens and strangers in the world, to abstain from sinful desires, which war against your soul. Live such good lives among the pagans that, though they accuse you of doing wrong, they may see your good deeds and glorify God on the day he visits us.”

1 Peter 2:11–12





### mission briefing

1. Read the story, paying careful attention to every phrase. Organize the key phrases of this story in one of two groups: the usual and the unusual.
  - a. What is usual/unusual about an angel appearing to a believer?
  - b. What is usual/unusual about a believer venturing out to meet an unidentified person?
  - c. What is usual/unusual about an Ethiopian seeker being in Jerusalem?
  - d. What is usual/unusual about a Bible study on the side of the road?
  - e. What is usual/unusual about the presence of water for baptism?
  - f. What is usual/unusual about the disappearing act of Philip after the baptism?
  - g. What is usual/unusual about the whole story?
2. What would it take for you to expect God to lead you to people who are seeking Him?

---

---

---

3. If it is true that such a lifestyle is made over repeated experiences, what are the implications for us as a church?

---

---

---



### thinking it through

1. If it is true that evangelism is a lifestyle and not merely an event, what are the implications for us as a church?

---

---



2. If the style of my life is going to be more evangelistic...

I need to think \_\_\_\_\_

I need to be \_\_\_\_\_

I need to do \_\_\_\_\_



### reflecting Jesus & His kingdom

1. What do you think the Christian church needs more of today—more faith in God’s power or more action to meet the needs of people? Why?
2. There are at least six styles or approaches for sharing the gospel message with others. Read through each style and look up the story to see what it looks like in action. Discuss what each approach might look like today.
  - Confrontational—a direct no-nonsense approach often using a clear challenge or a call that urges the individual to respond. (Acts 2:14-36, Peter is unmistakably direct.)
  - Intellectual—a thought-provoking approach that appeals to the individual’s need to understand or learn what is true. More often than not, this style does not force or persuade someone to choose Christ but trusts that the information/truth will marinate in the mind and heart of the seeker. (Acts 17:2,3; 17:10-12; 17:16-34, Paul’s ministry constantly targeted those who see the world through reason and logic. You will notice that some believe over time and some don’t.)
  - Testimonial—an approach that simply tells the truth as it has come from personal experience. It is, in essence, declaring what you know. It is terribly hard to argue or disregard the honest, passionate testimony of a believer. (Consider the boy who was born blind in John 9 or the demoniac in Mark 5.)
  - Interpersonal—a style of evangelism based on developing enduring relationships and interactions that are meaningful. Their connection to Christ comes not as much from information as it comes from relationships with believers. (An example of interpersonal evangelism is with Levi Matthew in Luke 5:27-29. It is also found in John 3 with Nicodemus, who took a long time to come around, and with Zacchaeus in Luke 19.)
  - Invitational—a method of evangelism that appeals to the human desire to respond. This approach can be simple and non-threatening (John 1:35-39 and 1:43-46) to a more persuasive approach as found in John 4 with the Woman at the Well.
  - Serving—an approach to spreading the good news of Christ through service. It is compelling to see people come to know God through actions and not merely by words. (Dorcas, in Acts 9:32-42, is a shining example of how service to others declares good news in ways that Peter’s sermons or Paul’s arguments could not.)
3. What approach do you resonate with the most and which do you resonate with the least? Share your responses with others in your group.
4. Think of one person you know who is not currently a disciple of Christ but you think God is calling you to be a part of bringing them to Christ. As each member of the group shares about the person they are thinking of, ask the following questions:
  - What evangelistic approach do you think would be most effective in reaching them? Why?
  - What method of evangelism would surprise you the most if it were effective?



5. Ultimately, we have to work practically and wisely, but also understand that our methods are tools God uses. Consider the following statement from *Ministry of Healing*, p. 149.

“Christ’s method alone will give true success in reaching the people. The Saviour mingled with men as one who desired their good. He showed His sympathy for them, ministered to their needs, and won their confidence. Then He bade them, ‘Follow Me.’”

“There is need of coming close to the people by personal effort. If less time were given to sermonizing, and more time were spent in personal ministry, greater results would be seen. The poor are to be relieved, the sick cared for, the sorrowing and the bereaved comforted, the ignorant instructed, the inexperienced counseled. We are to weep with those that weep, and rejoice with those that rejoice. Accompanied by the power of persuasion, the power of prayer, the power of the love of God, this work will not, cannot, be without fruit.”

6. How do you see the style of evangelism represented in this statement from Ellen White?
7. How do you see Christ’s method of evangelism being more of a lifestyle than an event?



# SESSION 2

## my story

ONCE  
UPON  
A TIME





# SESSION 2

## my story



did you know...

In Genesis 2:7 the Bible claims that Body + Breath = Living Being

Conventional wisdom holds  $2+2=4$

$e=mc^2$

Water is described as a formula of  $H_2O$

and ...

BC	+	MC	+	AC	=	MS
_____		_____		_____		_____

“Concerning this salvation, the prophets, who spoke of the grace that was to come to you, searched intently and with the greatest care, trying to find out the time and circumstances to which the Spirit of Christ in them was pointing when he predicted the sufferings of the Messiah and the glories that would follow. It was revealed to them that they were not serving themselves but you, when they spoke of the things that have now been told you by those who have preached the gospel to you by the Holy Spirit sent from heaven. Even angels long to look into these things.”

1 Peter 1:10-12





### mission briefing

1. Read the story in Daniel 4 as told by King Nebuchadnezzar. After reading the story, what part of the story was compelling for you? Why?

---

---

---

2. Approximately how long does it take to read this story out loud?

---

---

3. Do you think this story is the whole story? In other words, does Nebuchadnezzar tell everything he can or does he choose carefully the parts that are most meaningful? If so, why do you think he chose this particular story?

---

---

---



### thinking it through

1. What are some of the pivotal moments that cause me to believe fully in Christ?

---

---

2. What are some seasons of growth and discovery that can't be described in one event but are more of a process taking place over time?

---

---





## reflecting Jesus & His kingdom

1. Today you will begin a process of developing your personal testimony. It is a process, but the more you work on it, the more you practice sharing it, the more it will become a powerful witness for Christ.

Christ's method of reaching people:

- Mingle with people as one who desires their good
- Sympathize with them
- Meet their needs
- Win their confidence
- Bade them to follow Christ

Read 1 Peter 3:15–16 as a group and share what you think God is saying to you in this passage.

It's time to begin developing your own personal testimony using the apostle Paul as an example. Read the story of Paul before King Agrippa in Acts 26.

2. In detail, Paul shares who he was before he met Jesus.
  - BC (Before Christ), verses 4–11. How does Paul describe his life before meeting Christ?
  - Individually, in four to six sentences, write on a 3X 5 card what your life was like before you met Christ. (For some who have grown up as believers, simply write what that was like. Paul was a “believer” from birth too!)
  - Share with your group what you wrote about your life before Christ.
3. Paul describes his encounter with Jesus on the road to Damascus.
  - MC (Meeting Christ), verses 12–18. How does Paul describe his encounter with Jesus—where his life shifted significantly?
  - Individually, on another 3 X 5 card, write briefly about an event or a season in your life where it was clear God was leading you and you were choosing Him. While some may have more dramatic moments that were pivotal, others may see their story unfolding through a process of discovery. Both are worth telling!
  - Share with your group what you wrote about a pivotal moment or a particular season where you “met Christ” or “His grace and power became real to you.”
4. Paul describes what his life is about now that he has chosen to follow Christ.
  - AC (After Christ), verses 19–23. What does Paul say about his life as a result of becoming a follower of Jesus?
  - Individually, on another 3 X 5 card, write what is different about your life now. How is your life different now as a result of Christ being in it? (Try and think of the biggest difference Christ makes in your life.)
5. The final part of Paul's testimony has a subtle but extremely important appeal in the form of a question: “Do you believe the prophets?” (Verse 26). Paul wrapped his testimony around the history of the Jewish hope, which was all based on the writings of the prophets.




Note: Everyone who develops their personal testimony needs to think about a question to ask that naturally grows out of their story. [For example, my story is that I was a disillusioned teenager who rebelled against my family, authority, God—but discovered God’s grace and His calling when I lost a loved one. The BC is clear, and the MC occurs at the funeral where it dawned on me that “life is short and fragile and there is more than what I’m living for.” So “after searching, studying, praying, and getting involved in church I have a hope that is beyond the grave and I have more to live for now!” A good question might be: “Don’t you ever think there has to be more to this life than the things we chase after or run away from?”]

6. Try it out.



# SESSION 3

## His story





# SESSION 3


## His story



did you know...



OR



### Jesus

There are two ways to describe Christian beliefs in relationship to the Person of Christ. Jesus is 1) One of many biblical truths, or 2) The truth by which all other teachings exist.

“Jesus answered, “I am the way and the truth and the life.  
No one comes to the Father except through me.”

John 14:6





### mission briefing

Some think that Jesus Christ is one teaching or truth among many teachings, like one link in a chain. You don't have to go too far into Scripture to see that Christ is the beginning, center, and end of the Bible.

1. Read Hebrews 1:1-3, John 5:37-41, John 1:1-3, 14, 15-17 and share how Christ is central to every truth in the Bible. Below are a few teachings/themes from Scripture to start with.

#### Jesus and...

Sin	Hope	Grace	Eternal Life
Love	Death	Power	The Law
Goodness	Evil	Joy	Marriage
Strength	Forgiveness	Heaven	Healing
Creation	Worship	Service	Sabbath

2. Which of these is the most meaningful for you and your story? Share why with your group.
3. Read 1 Peter 1: 3-12 to help you focus on Christ and His story in your life.



### thinking it through

1. How do you make Christ central to your life, lifestyle, and the story you tell? In what areas of your life do you feel Christ does not hold as prominent a place as you would like?

---



---

2. Write out a prayer to God to specifically put Christ first, best, and all in that part of your life.

---



---





## reflecting Jesus & His kingdom

Previously, you explored the possibilities of YOUR STORY, beginning with your life before Christ (BC), to how you came to meet Christ (MC), to the difference God has made in your life since you received Him (AC).

This activity visits the biblical plan of salvation to connect and inform your personal testimony with the story of Christ. If evangelism is only introducing people to teachings and ideas, just give them the facts. If your desire is to connect them to their Lord and Savior, Jesus Christ, integrate who Jesus is to you as the centerpiece of your story.

There are at least four reference points to use as you make a confluence of your story and the life of Christ: God, humanity, Jesus, and you. Read and examine the passages in your group and highlight or star the verses that really resonate with you and your story. Also, since these passages are suggestions, brainstorm in your group and add any verses or stories that you think should be included under these headings.

### 1. Who is God? Bible verses and stories on God's character:

Exodus 34:6,7

1 John 3:1,2

Revelation 21:1-5

Jeremiah 31:3

John 3:16,17

Matthew 6:25-34

For further study: [Psalms 34:1-4; 1 John 4:8; Micah 7:18,19; Psalms 23; Deuteronomy 7:9; Hebrews 8:12; Isaiah 43:10-13; 2 Chronicles 6:14]

### 2. What is humanity? Bible verses and stories on what it means to be human/sinners:

Romans 3:23

Romans 6:23

Isaiah 59:1,2

1 John 1:8

Genesis 1:27-31

2 Corinthians 5:17-21

For further study: [Genesis 3; Luke 23:39-43; Matthew 9:35,36; 2 Peter 3]

### 3. Who is Jesus? Bible verses and stories on the saving work of Jesus Christ:

John 1:1-3, 14, 17

Genesis 3:15

Luke 24:13-35

John 4:24-26

Isaiah 53:1-12

Luke 5:20-24

For further study: [Mark 1:40-43; 1 Timothy 6:15,16; Acts 2:38; Hebrews 1:1-3; Mark 1:11-13; Isaiah 9:6; Acts 4:12; John 5:38-41; John 1:29; Revelation 1:18; Acts 3:1-7; Luke 19:1-10; Luke 7:1-11; Philippians 2:5-12]



4. What now? Bible verses and stories that evoke you to respond:

Deuteronomy 6:4,5

2 Peter 3:13,14

John 1:11-13

John 17:31

John 1:9

Acts 2:38-39

For further study: [1 John 5:11-13; John 3:1-16; Ephesians 2:8,9; Matthew 11:28,29]

5. If you had to choose only 3-5 passages from Scripture that really captured your story (BC, MC, AC), which would you choose? Why?

- \_\_\_\_\_
- \_\_\_\_\_
- \_\_\_\_\_
- \_\_\_\_\_
- \_\_\_\_\_

6. Everyone's life is different, and so the lens we see and receive salvation through is affected by our individual story. Consider what stories and passages have brought you to a deeper knowledge and a more certain commitment to Christ. How does our storied life shape the way we respond to the message of salvation?

---

---

---

---

---

---



# SESSION 4

## our story

what's  
your  
story ?





# SESSION 4

## Our Story



did you know...

**Between 1844 and 1848 five pillars of Adventist faith became prominent reference points for our story as a movement:**

### Pillars of Faith

- The personal, premillennial return of Jesus
- The sanctuary and its antitypical work of atonement beginning on October 22, 1844
- The validity of the gift of prophecy and how it is manifested in the work of Ellen White
- The role of the Seventh-day Sabbath in the life of the believer and its relevance to end-time prophecy
- Humanity does not inherently possess immortality but only receives it through faith in Christ

“In the past God spoke to our ancestors through the prophets at many times and in various ways, but in these last days he has spoken to us by his Son, whom he appointed heir of all things, and through whom also he made the universe. The Son is the radiance of God’s glory and the exact representation of his being, sustaining all things by his powerful word. After he had provided purification for sins, he sat down at the right hand of the Majesty in heaven.”

Hebrews 1:1–3





## mission briefing

1. Below are some common Christian clichés that are well meant, but when you think about them, they don't really tell a clear story of what is true. Read the list and even add a few of your own that are not mentioned. How are these statements true and how do they fail to tell the whole truth?

“God loves you just the way you are.”

---

“When bad things happen, it is not God but Satan. “

---

“Just give your life to God and He will take control.”

---

“God is not so concerned about doctrines but how much we love one another.”

---

“God loves the sinner but hates the sin.”

---

“When God closes a door He opens a window.”

---

“Maybe God is trying to get your attention with this tragedy.”

---

“God helps those who help themselves.”


---

“The Lord never gives someone more than they can handle.”

---

2. Read the following passages in your group (assign each person a passage) and discuss how each passage speaks to the grand story of God and people
  - Revelation 14:6-13
  - Daniel 8:1-14
  - 1 Thessalonians 4:13-18
  - Revelation 12:10,11, 17
  - 1 Corinthians 15:50-57





### thinking it through

1. Reflect for a moment on the distinctive Adventist teachings that you are passionate about. Why do these teachings ring true in your heart and mind?

---

---

2. What aspects of Adventist teachings are still a little unclear to you today? Which would you like to study in more detail in order to more confidently share with others?

---

---



### reflecting Jesus & His kingdom

1. If you were asked directly, how would you respond to the following questions?
  - Why are you a Seventh-day Adventist Christian?
  - How is the story of a Seventh-day Adventist Christian the same as other Christians throughout the world? How is the story of a Seventh-day Adventist different from other Christians?
  - How can I know which path I should take when everyone is so different but they all think they are right?
2. If you had to tell the story of the Seventh-day Adventist Church using only three major teachings, which would you choose and why?

The Holy Scripture

The Trinity

The Father

The Son

Great Controversy

Life/Death/Resurrection Christ

Experience of Salvation

Growing in Christ

Baptism

Lord's Supper

Spiritual Gifts

Gift of Prophecy

Christian Behavior

Marriage/Family

Christ—Heavenly Sanctuary

Second Coming of Christ



The Holy Spirit	Church	Law of God	Death and Resurrection
Creation	Remnant and Its Mission	Sabbath	Millenium/End of Sin
Nature of Man	Unity in the Body of Christ	Stewardship	New Earth

3. Below are seven “hungers” that the Adventist story speaks to today. Read and discuss the teaching and how that teaching is relevant to what people are searching for. Which of the seven hungers does your personal story resonate with today? Why?

### 7 Hungers of the Human Heart

**Salvation:** There is unmistakable evidence of the effects of sin everywhere. Most of all, humanity is lost and people long for a Savior.

**Sabbath:** The pace of life presses the human spirit toward exhaustion. Without a sense of who you belong to and where you come from, there is no rest. The human struggle for identity is not defined by work, but by your creator and redeemer.

**Sanctuary:** The work of God to save humanity and explain His kingdom way is displayed comprehensively in the drama of the sanctuary.

**State of the Dead:** How life begins and why it ends is central to what it means to be human, saved or lost, and ultimately whether immortality is an inherent feature of human life or a gift from the One who purchased it for you.

**Second Coming:** Christ will return as promised to gather those who by faith have become sons and daughters of God. Christ will raise the dead believers and those who are alive will join them and dwell in heaven for 1000 years, then the earth will be cleansed and re-created.

**Sovereignty of God:** God is in control and has a plan (the essential theme of the Great Controversy).

**Simplicity:** Believers are moved by devotion to live with clear priorities about what matters most. Daily effort is not leveraged to accumulate wealth, power, or popularity, but set on the work that leads to the life to come.

4. Consider the different seekers and their description below and discuss which parts of Our Story would speak powerfully to their life.
- A single mother trying to gain some certainty and stability with her life. She is frazzled but open to you because she seems desperate for something to work in her life.
  - A university student who is struggling with the question about the existence of God. He/she is skeptical about people who don't take science or logic seriously, but they are interested in what you have to say because you seem intelligent and genuine.
  - A 28 year-old man/woman who has been mistreated by Christians in the past but recognizes that you seem to be different. They are careful but open to you, but not at all interested in “church.”
  - A young boy or girl (12 years old) who is keenly interested in Bible studies but their family is not supportive and tries to distract or dissuade them.
  - An 18 year-old man/woman who is not familiar with God, the Bible, or church. They face decisions about school, work, relationships, and other lifestyle issues. He/she hopes there is a God and there is a plan for them but just doesn't know. They are easily distracted by all the pitfalls of this season of life, but they are interested.
5. Reflect on your own testimony and consider how you might augment your story in light of pivotal Adventist reference points. Reflect on how God has called “Us” at a specific season in the story of salvation.



# SESSION 5

## small group bible study





# SESSION 5

## small group bible study



did you know...

Robert Putnam, a Harvard professor, in his book “Bowling Alone,” chronicles the decline of participation in various forms of community in America.

- The percentage of adults who belong to a bowling league today is only about one quarter of what it was in the 1960’s.
- Active membership in local community clubs and civic organizations has dropped by almost 50 percent since the 1970’s.
- People are less frequently visiting one another, having friends over for dinner, and getting together socially than in previous decades.

Also, studies have shown that people who don’t belong to a church indicate that they would not attend a worship service alone. Nonetheless, the same study reported that more than 90 percent of Americans say they want to learn more about the Bible.

### **Ecclesiastes 4:8–10 (NIV)**

“There was a man all alone;  
he had neither son nor brother.  
There was no end to his toil,  
yet his eyes were not content with his wealth.  
“For whom am I toiling,” he asked,  
“and why am I depriving myself of enjoyment?”  
This too is meaningless—  
a miserable business!  
Two are better than one,  
because they have a good return for their labor:  
If either of them falls down,  
one can help the other up.  
But pity anyone who falls  
and has no one to help them up.”





## mission briefing

### Five Reasons why Small Groups are Effective

- The first reason that small group evangelism is effective has to do with the way we learn. The process of interacting with others is a more effective way to grow than passively listening to a sermon. Whether we are an introvert or an extrovert, the exercise of listening and sharing in a group increases our learning and growth.
  - The other reason comes from the human need for community. People were created to experience intimacy in relationships—with God and others. To regularly interact with people in a safe, comfortable environment about the themes of Scripture is probably the most effective way to experience life transformation.
  - Small group evangelism allows for greater accountability because participants are more easily known.
  - Small group evangelism becomes part of an ongoing lifestyle rather than an intense influx of meetings. It is more manageable to have a group meeting once or twice a week that accommodates various schedules.
  - A small group is less threatening than a more public event or gathering. A community center, church, or other public venue can be intimidating, but a small group in a home or a quiet place in a neighborhood is not as hostile.
1. Of the five benefits of a small group, which do you think is the most important value for you and your peers? Why?
  2. Imagine if you had, as part of a small group experience, individuals who shared their testimony for a portion of the Bible study time. How would such a format enrich believers and even compel seekers to find Christ?
  3. Read Hebrews 10:19–25 and count how many times the words “us, our, and we” are repeated. In the New Testament, churches gathered not in public buildings, but homes. Re-read the passage, but this time imagine it being read to a small group of people meeting in a house rather than a large congregation.
  4. When you consider the fact that we are called to live a lifestyle of evangelism, how does the possibility of winning souls to Christ in a small group fit into the flow of your life?





### thinking it through

1. Take a moment to think and pray about people you know or are acquainted with that you would like to invite to a small group Bible study that you organize. Write their names below:

<hr/>	<hr/>
<hr/>	<hr/>
<hr/>	<hr/>
<hr/>	<hr/>

2. Who is someone you could/should partner with to start a small group?

<hr/>
<hr/>
<hr/>



### reflecting Jesus & His kingdom

During Ellen White's visit to Australia, a major Christian revival took place in Melbourne, at the height of which 2,000 small groups were meeting in homes all over the city. She subsequently wrote: "The formation of small companies as a basis of Christian effort has been presented to me by One who cannot err."

1. There are hundreds of different types of small groups, however, in this module we will dig deep into the three that resonate with our evangelistic purpose the most.
  - Bible Study Groups (Doctrinal, Devotional, Expository, Topical/Thematic)
  - Action/Service Small Groups: Meet to remind each other of their scriptural foundation, pray for power to help others, and plan outreach
  - Prayer and Encouragement Groups: Meet to fellowship, pray, and encourage each other



2. What are some ways in which you have been involved in groups such as those mentioned above? What was your experience?
3. Which type of group do you personally resonate with more than others? Why?

### **The Small Group BIBLE STUDY**

4. For our purposes there are three main parts to a small group Bible study:
  - Open (questions or activities that welcome and engage everyone in the group to share in a non-threatening way)
  - Discovery (questions to negotiate and examine the passage for the purpose of learning what God is trying to say to you today)
  - Application (questions or activities that launch the group into action; basically, it is going beyond “hearing the word” to “doing it”)

#### **Open**

It is helpful for group dynamics to engage participants in discussion and sharing early in the meeting. The open question is a way to get people to reflect and share from their experience or point of view about a topic, issue, or concept that relates to your study. For instance if the study is on anger, an open question might be, “What really makes you angry and why?” The question requires more than a “yes” or “no” response—it requires the individual to reflect and share from their experience.

- When in the last year have you failed when you thought you were sure you would succeed? (Mark 9:14-29—disciples fail to cast out the evil spirit)
- Think of a time when you felt like you were alone. (1 Kings 19:10-18—Elijah in the cave after Mt. Carmel)
- What story in your life have you gone quickly from utterly sad to extremely happy? Or vice versa? (Luke 7:11-17—Jesus and disciples run headlong into a funeral procession)

Then connect the shared responses to the Bible study with a simple transition: “There are many things that make people angry. Today we are going to look at a story that shows Jesus responding to a scenario and seemingly is very angry. The story is found in...”

#### **Discovery**

Two principles that guide Bible study questions and prompt small group discussion:

- Questions need to be relational—What do you think? This helps everyone feel like they have something to share.
- Questions need to move people to personal discovery. The idea that God is going to speak to individuals personally in the study can be initiated by the question, “So, what is the message God has for you in this passage?” Or, “What part of this section really spoke to you—and why?”

#### **Application**

Applying what we discover in a group study is an important part of group life. Questions like, “How are we going to live differently because of this study?” and “In what ways can we practice this week what we talked about tonight?” help build a bridge from our study to our everyday life.



The three P's of applying Scripture to our lives are as follows:

**Personal**—The application should be personal. Is the application about you and your response to the passage?

**Practical**—The application should be reasonable—do-able. Is what you are hoping to do going to be within the sphere of your life experience?

**Provable**—Is the application specific enough so that you know when you have applied this to your life? This may seem awkward but often the lack of specificity can create a lack of accountability.

5. In your group, practice writing open questions, discovery questions, and application questions for the story of Jesus on the Road to Emmaus in Luke 24:13-34. As a group, read the story through once privately and then read the story out loud together.

Using the framework and examples you just read, write sample questions (open, discovery, and application) to prompt effective small group discussion.

### Open

- \_\_\_\_\_
- \_\_\_\_\_
- \_\_\_\_\_

### Discovery

- \_\_\_\_\_
- \_\_\_\_\_
- \_\_\_\_\_

### Application

- \_\_\_\_\_
- \_\_\_\_\_
- \_\_\_\_\_

There are many different ways to do a Bible study in a small group. The above is one example. Even though this is one of the more structured types of studies, being able to lead a group through this kind of study will enable you to lead most any type of small group. Below are a few tips for small groups:

Ten Commandments (or tips) for Small Group Leaders

1. The key to effective small groups is interaction. The job of the small group leader is to facilitate, not educate. This is usually successful when the environment is open and friendly and when the format of the study naturally engages the group by the use of relational questions.
2. Be prepared. Understand the themes and the questions that are in the text.
3. Be aware of the personalities that develop in your group.



4. As a leader, model the authenticity you want the group to experience.
5. Make a covenant—a commitment to the next few weeks and to the goals of the group. One way to do this is to ask, “What are you hoping this group will do for you?” or “What do you have as expectations for this group?”
6. Find ways to practically apply what you discover in your group and share from week to week the stories of your journey.
7. Remind your group that it’s okay to continue to invite people.
8. Be careful not to over-study the nuances of the text to the degree that you miss the big idea. The key to this is asking the question, “What is God trying to say to me/us in this study?”
9. Use the study guides as a resource or a guide, but most of all allow the Spirit to lead. In other words, the questions and suggestions in the study guides may not be inspired, but what takes place when “two or more are gathered” with God’s word is most inspiring.
10. Take time to reflect right after your group leaves on what went well, what you could do differently, and most of all, what you noticed about how God was working in your group experience.



# SESSION 6

## small groups—prayer





# SESSION 6

## small groups—prayer



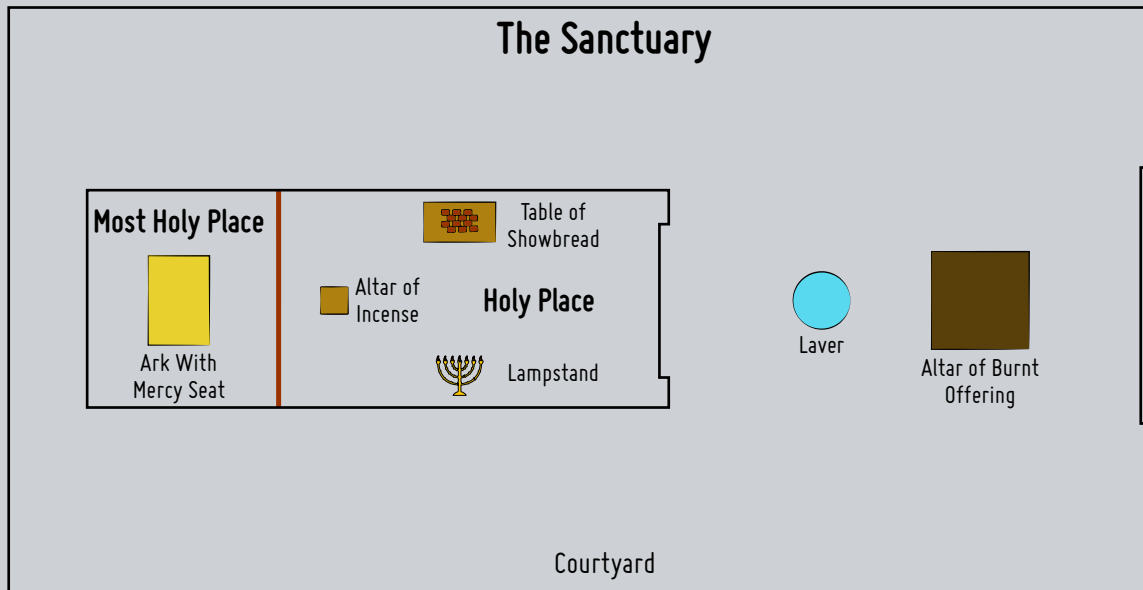
did you know...

### WHY?

“Then have them make a sanctuary for me, and I will dwell among them”  
(Exodus 25: 8)

“For where two or three come together in my name, there am I with them”  
(Matthew 18:20).

“Therefore go and make disciples of all nations, baptizing them in the name of the Father and of the Son and of the Holy Spirit, and teaching them to obey everything I have commanded you. And surely I am with you always, to the very end of the age”  
(Matthew 28:19,20 ).





### mission briefing

1. Make a list of twenty words or phrases you use in prayer the most:

• _____	• _____
• _____	• _____
• _____	• _____
• _____	• _____
• _____	• _____
• _____	• _____
• _____	• _____
• _____	• _____
• _____	• _____
• _____	• _____
• _____	• _____

Write out a prayer that does not use any of the words and phrases above and share it with a member of your group.

2. How is prayer a different experience when you stop and think more carefully about what you are saying?

---

---

3. What is the relationship between prayer and small group evangelism?


---

---

4. John 17 is a prayer Jesus prays for Himself, His disciples, and all the people who will come to know God through the work and ministry of those who follow Christ. There is a very personal moment between Jesus and Peter (Luke 22:31,32) that reveals how Jesus prayed for people He wanted to reach. Read this passage and consider how it relates to you and your small group.

---

---



### thinking it through

1. Think about your contacts and connections with people who are not a part of the fellowship of faith. Reflect on the following quote from the book *The Great Controversy*.

“Again, worldly wisdom teaches that prayer is not essential...Were not miracles wrought by Christ and His apostles? The same compassionate Saviour lives today, and He is as willing to listen to the prayer of faith as when He walked visibly among men. The natural cooperates with the supernatural. It is a part of God’s plan to grant us, in answer to the prayer of faith, that which He would not bestow did we not thus ask” (525).

2. Who/what should you be praying for individually and as a small group?

---

---



### reflecting Jesus & His kingdom

Read the following statement and share whether you agree or disagree and why.

“Prayer changes the person who prays more than it changes anything else.”

---

Read the following statements about how prayer changes the one who prays, how prayer changes the one prayed for, and how prayer changes the mind of the one you are praying to:

- 1 Chronicles 4:10

---

---



- Psalm 34:17

---

---

- Jonah 2:7-10

---

---

- Exodus 32:9-14

---

---

- “Prayer is the opening of the heart to God as to a friend. Not that it is necessary, in order to make known to God what we are, but in order to enable us to receive Him. Prayer does not bring God down to us, but brings us up to Him” (STC).

---

---

- “The same compassionate Saviour lives today, and He is as willing to listen to the prayer of faith as when He walked visibly among men. The natural cooperates with the supernatural. It is a part of God’s plan to grant us, in answer to the prayer of faith, that which He would not bestow did we not thus ask” (GC 525).

---

---

### Practicing Different Ways To Pray in Small Groups

Consider a few different activities to try that can enrich your prayer time together in groups.

#### 1. The Lord’s Prayer

In John 17 we see one of the most powerful prayers prayed. Jesus prays first for Himself—that He and the Father would be one. Then He prays for the disciples—that they would have the same union with the Father. Finally, He prays for all those who will believe because of the work of the disciples. Remind them of the steps.

#### Options:

- Pray individually around the circle.
- You can all pray the first part, for yourself, then go around again and pray for each other, and finally, go around again and everyone will pray for the things that will happen because of the group’s influence in the world.
- You can also pray the whole prayer individually.



## 2. Clockwise Prayer

Simply have everyone pray for the person on their left. This can be a sentence or two or don't feel like you have to limit it at all. Make sure you assign someone to begin and the last person will end up praying for the first person who started.

## 3. Popcorn or Conversational Prayer

In a relaxed format, tell your group to say what they want to say whenever they feel led. Let them know there will be moments of silence so they don't get distracted wondering, "Who's going to pray next?" Use your judgment as to when to draw the prayer time to a close. What is important is that we learn to pray to Christ as a friend and that means saying what we want to say the way we normally say it, in conversational language. Be sure to be clear about who will close so that the last thought is not, "Are we done?"

## 4. One Another's Burden Prayer

Paul challenges Christ's followers to "Carry each other's burdens, and in this way you will fulfill the law of Christ" (Galatians 6:2, NIV). Each person in the group writes a brief list of the things they want God to do in their life this week on a 3 X 5 index card. The group members trade cards for the week and pray throughout the day for the requests that are on the card. Make sure everyone has someone to trade with.

## 5. What In The World Prayer

Using a local or global newspaper, randomly hand each person a section or a page to peruse for 3-5 minutes. Have each member choose one issue, person, or event to pray for, then pray around your group about "the world."





# SESSION 7

## action small groups



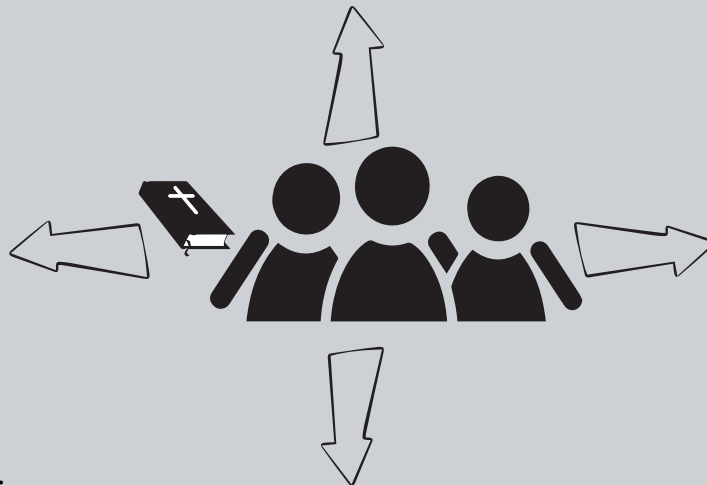


# SESSION 7

## action small groups



did you know...



### Famous action idioms:

Talk is \_\_\_\_\_

If you are going to talk the \_\_\_\_\_ you have to walk the \_\_\_\_\_

People don't care about what you \_\_\_\_\_ until they know that you \_\_\_\_\_

(9167\wonk ;ll6w\llst ;q9rd :219w2n6)

“Dear children, let us not love with words or speech but with actions and in truth.”

1 John 3:18





### mission briefing

1. Scan through the messages to the seven churches (Revelation 2:1-3:22) and write down all the deeds that are done in a list.
2. On your paper draw a line down the middle and make two columns; on the left column put a “+” sign for positive deeds and on the right put a “—” for negative deeds.
  - What common themes were mentioned?  

---
  - What themes seem to be important in these messages?  

---
  - What is the relationship of the deeds/actions to their effectiveness as a church/era?  

---
3. Take a moment to think about your reputation in your community through three spheres:
  - individual
  - local youth group/church
  - Seventh-day Adventists in general
4. What do people know, see, believe about you and your deeds?  

---

---



### thinking it through

1. Reflect for a moment on how your deeds speak as loud, if not louder, than your words. If this is true with lifestyle evangelism, than our actions speak as loud, if not louder, than beliefs.



2. Will your present course and lifestyle get you to where you want to be? What needs to change?

---

---



### reflecting Jesus & His kingdom

Small group evangelism is an effective way to share the gospel with the world as long as it is practical in its ultimate effort. This session includes examples and ideas from Scripture as well as practical tips to implement in your small group.

1. Read the following verses on being action oriented as believers. Which one is especially speaking to you today?

- James 1:20-22; James 2:14-17
- 2 Peter 1:5-8
- 1 Timothy 6:18-19
- Leviticus 25:35
- Matthew 7:24-27

2. Read the following stories of action and respond to the questions given.

- Mark 2:1-7 Whose faith healed the paralytic?

---

- Luke 10:33-37 How does this story challenge people to go the extra mile?

---

- Acts 4:32-35 How much of the reputation of the church was based on their beliefs? How much based on their deeds?

---

- Acts 9:32-42 In the story of Dorcas, what affected the most change—the work of Dorcas? The miracle of Dorcas' healing?

---

3. The application portion of a small group Bible study is crucial, as mentioned in previous sessions. Consider the three P's and apply them to one particular passage, story, or idea you have today about reaching the lost.

**Personal**—the action must relate and be connected to you. It is not enough to say, “God calls believers to feed those who are hungry.” Say, “God is calling me to feed those who are hungry.”



**Practical**—the action must be something that is possible for you to do in your sphere of influence. It doesn't work to say, "God wants me to feed all the starving people in the world." Say, "God is calling me to gather food for the mother down the road who does not have a job."

**Provable**—the action must produce a tangible result. It is not enough to announce, "I will help the woman and child down the street by delivering groceries to her house when I get a chance." Instead say, "On Sunday night, after getting my small group friends to help raise money, we will deliver food to the woman and child and pray with them."

Being specific, intentional, and accountable is a small group recipe for real growth and evangelistic effect.

4. Make a list of three deeds you will do this week that are connected to the needs of someone you know in your sphere of influence. Apply the three P's to make sure you will follow through. Write them down on two 3X5 cards (one for your accountability partner and one as a reminder for you). Be ready to report at the next meeting! Take time in your groups to make plans, set reminders, and cooperate with each other to launch into action.

### My/Our Plan This Week

- \_\_\_\_\_  
\_\_\_\_\_  
\_\_\_\_\_
- \_\_\_\_\_  
\_\_\_\_\_  
\_\_\_\_\_
- \_\_\_\_\_  
\_\_\_\_\_  
\_\_\_\_\_

Signature \_\_\_\_\_

Witness \_\_\_\_\_



# SESSION 8

## going public





# SESSION 8

## going public



did you know...

**What happens if you focus only on...**

**Personal Contact**

**OR**

**Small Group Ministry**

**OR**

**Public Efforts**

“I planted the seed, Apollos watered it, but God has been making it grow. So neither the one who plants nor the one who waters is anything, but only God, who makes things grow.”

1 Corinthians 3: 6,7





### mission briefing

1. Read Acts 1:1-8 and review what it means to be a witness. Jesus charged the disciples to be witnesses in:

- Jerusalem

---

- Judea and Samaria

---

- To the ends of the earth

---

2. Knowing what you know about lifestyle evangelism, how would your “witness” look different in these three spheres of humanity?

What would remain the same?

---

---



### thinking it through

1. Take a moment to reflect and pray about what you think God is calling you to do as part of the evangelistic ministry of His church. Pray for insight and humility to do whatever He calls you to do. What if He asks you to do something so simple and easy almost anyone could do it? What will you say? What if He calls on you to do something that you truly believe is too much or too big for you to handle? What will you say?

---

---



2. If someone in your group were to say, “It’s too little” or “it’s too big,” what would you tell them? How would you encourage or counsel them?
- 
- 



### reflecting Jesus & His kingdom

The objective of holding public evangelistic meetings is to create an event where people will make decisions for Christ, be exposed to the community of faith, and allow the planting and watering process to take place. Again, public meetings are a part of a process, not the focal point or fruit, but an essential piece to the journey.

This session will focus on planning tools and tips to remember.

#### Step 1: Plan Ahead

It is always good to plan at least nine months to a year ahead for public evangelistic meetings. Below is a suggested timeline. Read it and discuss it in your group.

##### *9 Months Prior to Meetings*

- Assign major leadership team roles: speakers(communicators), event planners—(organized), music—(musical), site leaders (service/physical workers), contact—interests (people oriented/organized), technical/pa/audio visual (technical—excellence), advertising and promotion (artistic communicators), hospitality team (hospitable, sensitive, extra-mile people) and set calendar to have two meetings to organize rally and communicate how the work and plans are coming along.

##### *6 Months Prior to Meetings*

- Plan rally weekend to happen about three months prior to evangelistic crusade/meetings. In this rally there should be call to be a part of and bring a friend to a small group, a call to lifestyle evangelism, and a call to write and share testimonies. Prepare leaders with needed resources and training.

##### *3 Months Prior to Meetings*

- Rally Weekend. Be ready to launch various types of small groups. There should be sign-ups for small group participation, prayer ministries, outreach projects, all around a brief series of 3-5 sermons/testimonies about lifestyle evangelism.



### *1 Month Prior to Meetings*

- All advertising should be ready. The site, technical plan for audio visual, music teams, special features should be organized and ready. During this month the speakers should refine and practice sermons. Significant effort needs to go into getting members to make personal visits as well as door-to-door invitations. Finally, prayer partners and teams begin a daily prayer vigil (three times a day or however they decide).

### *1 Week Prior to Meetings*

- Practice opening night meetings as a rehearsal so that all the details can be sorted out beforehand. Note: The devil is in the details, but so is God! Be prepared.

## **Step 2: Decide the Type of Meeting Format**

### *Seminar Approach*

- Daniel/Prophecy Seminars
- Christian Beliefs Studies (28 fundamental beliefs or broader doctrinal groupings such as: What does the Bible say about: God, His Revelation, Humanity, Sin, Salvation, Death, etc...)
- Big Questions Get Answered (Organize each meeting to answer a question: What does God say about the Sabbath? How can I know I am going to heaven? What will happen at the end? What is God's plan for my life? How can I start over? Vampires, ghosts and wizards—are they real?)

### *Preaching or Proclamation Approach*

- Preaching Crusade (more of a music/preaching event)
- A traditional format is to hold meetings 3–5 days a week for 3–4 weeks.
- Another way to organize an evangelistic event is to hold meetings every night for a week, then conduct the rest of the meetings over a longer period of time either in a small group or a mid-week prayer meeting or Sabbath school class.
- Even a long weekend series (5–7 sermons Friday through Sunday) with a follow up Sabbath school class that teaches the core Adventist message is working well.

\* Vary the meeting format and approach any way that you think will work well for you and your team.

## **Step 3: Do It—Commit Your Lifestyle to the Process and Follow Through**

### *The Ten Commandments/ Suggestions for Evangelism*

As you plan, keep the following reminders before you. Read each one in your group and look up the corresponding passage from Scripture. Add any other Bible verses you know of that relate.

1. Foster at every meeting, service project, event, and training session that evangelistic meetings are only a small part of a larger process where every member is praying, serving, and sharing their story throughout the year (Matthew 5:13-16).
2. Leaders are modeling Christ's method for other believers to see and learn. You must earnestly, prayerfully, repent, submit, set aside sins that entangle you, study, search, fast, give, surrender, forgive. The more the Holy Spirit has hold of you, the more great things will happen in His name (John 14:12).
3. Small groups meet to study, grow, pray, and serve before public meetings and after the events are over (Hebrews 10:22-25).
4. Seekers are prayed for and expected to come into contact with believers. God will bring more people to you than you may expect (Luke 19:1-11).
5. Plan to be faithful, kind to each other, true to the cause of Christ no matter what adversity comes—it will come (John 13:35).
6. Execute the details as they are as important as the big picture issues (Matthew 25: 14-30; Colossians 3:23).
7. Communicate often, clearly, and honestly with your people and the community. You cannot over-communicate (Philippians 1:9-11).
8. Seek out and rely on the support and wisdom of your elder members. We are meant to do church work as a family with old and young working together. Compromise where you can. Challenge the status quo as the Spirit leads. Always show respect, appreciation, and love to the brothers and sisters (Galatians 6:10).
9. Practice, practice, practice the sermons, music and testimonies. You honor God by doing what you do in excellence. You are called to be faithful, don't worry about being successful; God takes care of that (2 Timothy 4:2; 1 Peter 3:15).
10. Model for and mentor younger youth with you as you do all of these things. Your influence will maximize. Know that around the world 90 percent of all who convert to Christianity (SDA Church included in this statistic) do so before the age of 16; another five percent convert by age 25, and a very small number do so the older they get. Why? 1) People in some parts of the world don't live past the age of forty. 2) Our minds are more open while young. 3) The older we get the more we rely on ourselves rather than God (1 Timothy 4:12).





# SESSION 9

## preaching, teaching, and beseeching





# SESSION 9

## preaching, teaching, and beseeking



did you know...

before

---

---

---

---

---

---

---

---

after

---

---

---

---

---

---

---

---

“As for you, always be sober-minded, endure suffering, do the work  
of an evangelist, fulfill your ministry.”

2 Timothy 4:5 ESV





## mission briefing

1. Invite the participants to get into groups of 4-5 and respond to the questions in the “mission briefing” handout.

“Think of the best sermon you have ever heard. How did some of the greatest preachers develop their sermons?” This question is meant to inspire them to the topics and ideas that arrest the heart. Have them share publicly some of their favorites.

2. Below are a few sermons preached in a public setting. Have each member of your group read one sermon and share their reaction to the content and to the way in which it was delivered.

- Acts 17:16-34

---

- Acts 26:1-32

---

- Acts 2:14-41

---

- Acts 3:11-26

---

- Luke 3:1-18

---

In your groups, make a list of twelve topics and titles of sermons that must be preached. Come to consensus as a group and be ready to share your list with the rest of the participants.


---

---

---

---





### thinking it through

1. Reflect for a moment on the struggle of choosing which topics to address and what to leave out. What are things in Scripture that mean the most to you right now? Consequently, there are people out there just like you seeking with the belief that some topics are more relevant than others. Pray for the Holy Spirit to guide you and the other participants as you shape the topics of your meetings.

---

---

2. Share with your group an answer to: If I had to preach just one sermon, which would it be? Why?

---

---



### reflecting Jesus & His kingdom

1. Below is a list of passages from Scripture that urge, instruct, and command believers to do the work of evangelism in a public way. In your groups of 4-5, divide the verses among the participants so that all the passages are read.

Matthew 28:19-20

Romans 10:10-17

1 Corinthians 9:22

Isaiah 6:8

Romans 1:16

Acts 1:8

Matthew 9:37-38

1 Peter 3:15

1 Corinthians 1:17

Revelation 14:6,7

- State in your own words what the Bible is urging, instructing, or commanding.
- Summarize the verse/s in a cogent reminder in five words or less. Write the five-word reminder as large as possible on a sheet of paper. Each participant should have at least two to present.



## 2. Developing An Evangelistic Sermon

Below are suggestions from seasoned evangelists. Read them in your groups and evaluate and affirm key ideas you think are important for your planning.

### A. Begin and End with Jesus

All the texts of the Bible might inform a person, but Jesus said, “You study the Scriptures diligently because you think that in them you have eternal life. These are the very Scriptures that testify about me, yet you refuse to come to me to have life” (John 5:39, 40). In the end, people will decide eternity not based upon a day of worship or the truth about what happens when you die. They will decide to be forgiven, surrendered, and obedient to a Person—Jesus. Let every doctrine and every teaching be bathed in the Person of Christ.

### B. Be Organized, Sincere, and Clear

Evangelistic sermons are not meant to be complicated. Remember, the Holy Spirit is the One who convicts the heart and does the teaching. The preacher is an instrument. Formulate clear, logical thought progressions that make sense to you. And again, what makes your heart beat out of your chest? How does this message fill you with joy? Power? Hope? Love? Clarity? Peace? People want to come and listen to someone burn with conviction and tell the truth.

### C. Asking and Answering Questions

What are the burning questions people ask? How do those questions resonate with the message of Scripture? Some evangelists will formulate their entire sermon based on a question and answer format. “Today we are going to look at what the Bible says about the end of the world. Where does this idea that the world is going to end come from? In Genesis the story of Noah declares... Why is the world going to come to some cataclysmic end? When will the end of the world be?” The idea is to formulate meaningful questions that people are asking and connect them to Scripture that not only answers the question but meets the need of their heart.

### D. Telling Stories

People think in stories, not lists. So choose your stories or illustrations well. Modern stories, personal stories, and historical stories connect the ancient world of the Bible to our world today. They are crucial to making a sermon real. Never tell stories or illustrations that make fun of people at their own expense.

### E. Saying Hard Things—Let the Bible Say It

When it comes to declaring hard truths that might shatter the foundations of what people have been taught over time, simply let the Bible speak it. Allow God to say, through His word, what He does so well and then declare how you have responded to this challenge personally. For example, “When I read that God says the Sabbath is a sign between Him and us in Ezekiel 20:12, it spoke to my heart. I was looking for a connection between God and me and it was as if God said, “We are related—here is the sign—the document—the birth certificate! I chose to keep Sabbath and it is like a flag I fly that announces my relationship to Him.”



## **F. Making Appeals and Extending Invitations**

The key to making invitations is to give people a chance to respond to things they should respond to. For example, “in Romans 15:4 it says that the Scriptures were written that you might have hope. Is that something you want in your life today? Perhaps you are like me, and you look around and one thing after another seems to ruins your plans. Do you ever feel hopeless? God is saying to you today, “Listen to what I have to say. I’m offering you hope. Do you want that tonight?”

## **G. Preach your sermon before a friend or a small group and get suggestions**

You want to be clear, and what is often clear in your mind does not come out as refined and powerful. Sometimes this is surprising to new preachers, but it is helpful. While the Holy Spirit will guide, win, and teach on behalf of you, it is your responsibility to do your best.

3. What would you add to your list or to any of the suggestions given?
4. If you had to preach one evangelistic sermon, which topic would you preach? Why?





# My Journal: outreach

## Session 1

now it's personal

## Session 2

my story

## Session 3

His story

## Session 4

our story

## Session 5

small group bible study

## Session 6

small groups—prayer

## Session 7

action small groups

## Session 8

going public

## Session 9

preaching, teaching, and beseeching

date

leader's signature

<hr/>	<hr/>
<hr/>	<hr/>
<hr/>	<hr/>
<hr/>	<hr/>
<hr/>	<hr/>
<hr/>	<hr/>
<hr/>	<hr/>
<hr/>	<hr/>
<hr/>	<hr/>
<hr/>	<hr/>















AS THE FATHER HAS SENT ME, SO I AM SENDING YOU  
**AMBASSADORS**