

MODULE 1
DISCIPLESHIP
LEADER



AS THE FATHER HAS SENT ME, SO I AM SENDING YOU
AMBASSADORS

fostering a new generation of spiritual leaders



MODULE 1
DISCIPLESHIP
LEADER

AS THE FATHER HAS SENT ME, SO I AM SENDING YOU
AMBASSADORS

FOSTERING A NEW GENERATION OF SPIRITUAL LEADERS

All Scripture quotations, unless otherwise indicated, are taken from the Holy Bible, New International Version®. Copyright © 1973, 1978, 1984 by International Bible Society. Used by permission of Zondervan Publishing House. All rights reserved.

Other versions used are:

NLT— Scripture quotations marked (NLT) are taken from the Holy Bible, New Living Translation, copyright © 1996. Used by permission of Tyndale House Publishers, Inc., Wheaton, Illinois 60189. All rights reserved.

NRSV— Scripture quotations marked (NRSV) are taken from the New Revised Standard Version Bible, copyright © 1989 the Division of Christian Education of the National Council of the Churches of Christ in the United States of America. Used by permission. All rights reserved.

Primary contributor: Gavin Anthony

Layout and design: Rodrigo Araya & Jonatan Tejel

Photos: istockphoto.com, photodune.net

Editorial work: Erica Jones

All definitions are from the Merriam-Webster's Collegiate Dictionary, Tenth Edition.

AMBASSADORS

Copyright © by the General Conference of Seventh-day Adventist® Youth Ministries Department
www.gc youthministries.org.

All rights reserved. No part of this publication may be reproduced, stored in a retrieval system, or transmitted in any form or by any means—electronic, mechanical, digital, photocopy, recording, or any other—except for brief quotations in printed reviews, without the prior permission of the publisher.

Printed in the United States of America

Rights for publishing this book outside the U.S.A. or in non-English languages are administered by the Youth Ministries Department of the Seventh-day Adventist® Church. For additional information, please visit our website, www.gc youthministries.org, email Youthinfo@gc.adventist.org, or write to Youth Ministries Department, General Conference of Seventh-day Adventists® Church, 12501 Old Columbia Pike, Silver Spring, MD 20904, U.S.A.

table of contents

Welcome	9
Session Template	12
Session 1 – I am called to be an ambassador for another world	13
Overview	15
Teaching Plan	17
Participant Guide	21
Session 2 – I am on an eternal journey to reflect Jesus	29
Overview	31
Teaching Plan	32
Participant Guide	35
Session 3 – an ambassador is designed to grow in community	43
Overview	45
Teaching Plan	46
Participant Guide	49
Session 4 – an ambassador’s role is to honor Jesus	55
Overview	57
Teaching Plan	58
Participant Guide	61
Session 5 – openness	69
Overview	71
Teaching Plan	72
Participant Guide	75

Session 6 – faith	81
Overview	83
Teaching Plan	84
Participant Guide	87
Session 7 – dying to self	95
Overview	97
Teaching Plan	98
Participant Guide	101
Session 8 – baptism of the Holy Spirit	109
Overview	111
Teaching Plan	112
Participant Guide	115
Session 9 – reflecting Jesus	123
Overview	125
Teaching Plan	126
Participant Guide	129

Acknowledgements

The Ambassador Curriculum owes much to the extraordinary contribution and collaboration of many people, without whom its completion would have been almost impossible. We wish to thank:

The writers: Gavin Anthony, Tim Lale, and Troy Fitzgerald.

Gilbert Cangy, whose guidance, leadership and support brought this book through the long process from birth to realization. Special thanks for reading the first draft and providing keen insight and practical guidance that made this resource an inestimably better one than it otherwise would have been.

Kathy Beagles, for overseeing the development of the project.

Charity Garcia, our official Hub, for the extraordinary work she did in developing the curriculum and identifying/collaborating with the writers for all seven modules, and without whom the completion of this project would have been impossible.

Silvia Sicalo, our savvy administrative assistant, who kept the emails going and made sure that deadlines were met.

Erica Jones, for her copyediting expertise and attention to detail that prevented many early mistakes and helped create a wise and functional model.

Jonatan Tejel, for his technical expertise and selfless willingness to help, and to Rodrigo Araya, whose technical help enriched the outcome.

Maria Dunchie, for her creative contribution in design and support in other practical ways.

Hiskia Missah, for his encouragement throughout this process.

Task Force

A special thanks to the team of Division Youth Directors who, under the chairmanship of Gilbert Cangy, served as task force to periodically review and provide constructive counsel through the process:

Benjamin Carballo (Inter America), Busi Khumalo (Southern Africa Indian Ocean), James Black (North America), Jobbie Yabut (Southern Asia Pacific), Paul Tompkins (Trans European), and Ravindra Shankar (Southern Asia).

AS THE FATHER HAS SENT ME, SO I AM SENDING YOU

AMBASSADORS



Welcome to Ambassadors.

Ambassadors is a new level of youth ministry designed to equip leaders with resources to train a new generation of youths to be the hands, feet, and voice of Jesus in their local churches and communities.

An ambassador generally represents a country or a cause. A Christian ambassador is a representative of another kind; they represent the values, principles, culture, and laws of the kingdom of God. They stand for the character and purpose of the King of this kingdom—Jesus Christ, Himself.

This Youth Department resource is based on seven foundations that are considered as essential to meet the developmental needs of our young people between the ages of 16–21. They include:

1. A Christ-centered discipleship plan
2. Leadership development
3. A personal, public, and small group based mission lifestyle
4. Character and personality development, including outdoor, high adventure programming
5. Lifestyle and vocational training
6. Nurturing godly relationships
7. Community outreach development through service projects and emergency preparedness training

Each of these seven foundations will be presented in modules, with participants gaining certification for each module completed. While each module has a specific focus, there are FOUR elements that will be common throughout the curriculum. Leaders MUST ensure that all these elements are embraced to make the experience meaningful, attractive, and challenging.

- First, the concept of a spiritual companion. At the beginning of each module, each participant will choose a friend who will be their companion for the duration of the module. They will meet during each session to encourage and support each other in their role and growth as an Ambassador. Groups of spiritual companions will also come together for specific activities. This builds the concept of interdependence and accountability into the Ambassador experience.
- Second, an Individual Discipleship Plan (IDP). At the beginning of every module, each participant will make a simple plan of how they would like to grow spiritually and acquire practical competency in the area of the upcoming module. Their spiritual companion will be there throughout the module to help and encourage them to accomplish their plan. The IDP helps to emphasize the continuing nature of discipleship and that learning is a continual part of life. By linking spiritual companions together for this work, it stresses the need for interdependence on each other as we learn, grow, and work for God. (See guidelines for creating the IDP on page 11. Participants have their IDP pages in their Guidebook.)
- Third, projects. Each module will have a project that will integrate the core concepts from the module into a service learning activity focused on helping others. This will be an opportunity for the Ambassador class to work together as a whole. You will

find INSTRUCTIONS for setting up your project in the back pages of this Leader's Guide. You might have to plan for multiple projects, depending on the size of your group.

- The main objective is to incorporate service as a way of life, rather than an occasional activity.
- Aim for projects that would call for regular involvement over a period of time.
- Make contact with your Volunteer Service organizations, the local Council, and other entities that could assist you.
- If your group settles on a particular medium/long term project, there is no need to change the project when the time comes to engage with a new module. Use your discretion.
- Fourth, social activities. Ensure that you plan for a social activity at least once a month. Make sure that you always provide opportunities for good and wholesome fun for that age group.
 - You do not have to conduct all your sessions in a building. As appropriate, conduct some in nature, in the context of a camp, in someone's home, etc.
 - In the back pages of your Leader's Guide you will find a list of websites where you can access 'Ice Breakers' or brief fun activities that you can inject into all your sessions.

Of course, CONDUCT ALL YOUR ACTIVITIES PRAYERFULLY.

RECOMMENDATION

It is highly recommended that you set aside your first meeting as a fun ORIENTATION to share the Ambassadors concept, share the Participant's Guides, give an overview of the first module, discuss the FOUR elements and their implementation, discuss the frequency of meetings, organize calendars, etc.

Participant's Guide

A participant's guide for each module has been prepared for each participant.

- The Participant's Guide is essentially the workbook containing all the sessions of each module that the participant will engage with.
- In the back pages of each module there is a page for creating the IDP. There is also a list of the sessions for that module that the leader will date and sign upon the participant's completion.
- Each participant will be required to complete 75 percent attendance and participation to receive the certification or award at the end of each module. Participants can make-up for missed lessons to achieve the required 75 percent at the discretion of their leader.

Fostering togetherness is at the heart of a model for discipleship, which the General Conference is focusing on; it is known as "Together Growing Fruitful Disciples." This model emphasizes understanding, connecting, equipping, and ministering—but doing all of this "together." For God did not design us to grow or minister alone, but in community. Paul writes that growing in Christ is achieved as everyone uses the gifts God has given to them, "until we all reach unity in the faith and in the knowledge of the Son of God and become mature, attaining to the whole measure of the fullness of Christ" (Ephesians 4:13).

Thank you for helping to educate our young people to become Ambassadors of Jesus Christ and His kingdom.

General Conference Youth Ministries Department



Gilbert Cangy
GC Youth Director



Hiskia Missah
Associate GC Youth Director



Jonatan Tejel Subirada
Associate GC Youth Director

CREATING YOUR IDP

As a human being with a nature that naturally tends to move away from God, growing to reflect Jesus as an Ambassador will rarely happen by chance or without much thought. That's why for each of the Ambassador's modules, you will be creating your own IDP. The focus of each IDP will relate to the theme of your current module and last for the duration of that module.

Here is an example of what an IDP will look like. Fill in your own IDP on the form provided.

1. IDP Module Name:

CHRIST-CENTERED DISCIPLESHIP

2. Spiritual Companion: Who is the spiritual companion who will encourage and support you in the next stage of your spiritual journey of growing as an Ambassador of Jesus? They will remain your spiritual companion throughout the current module.

JOHN WILCOX (Your choice of spiritual companion is added in session 3. Leave blank for now.)

3. Personal vision statement: This includes two parts: (a) What do you see in your life today that you would like to change in order to become more effective as an Ambassador for Jesus? (b) Describe how you would like to see yourself in the future. Before you start writing, take a moment to pray for God to guide your thoughts.

- CURRENTLY, I DO NOT HAVE A REGULAR OR VERY MEANINGFUL DEVOTIONAL LIFE.
- I WOULD LIKE TO DEVELOP A DEVOTIONAL LIFE THAT CAN EQUIP ME SPIRITUALLY TO BE AN EFFECTIVE AMBASSADOR FOR JESUS.

4. Expected evidence of change: After looking at your personal vision statement, list the evidence you might expect to see that reveals you are growing in Christ.

- I THINK AN EFFECTIVE AMBASSADOR IS SOMEONE WHO IS ALWAYS PRAYING FOR OPPORTUNITIES TO REVEAL THE CHARACTER OF JESUS WHEREVER THEY GO. THAT IS WHAT I WANT FOR MY LIFE.

5. Next steps: List the practical steps you will take to accomplish your personal discipleship vision. Think about how these steps will also shape your daily devotions with God.

- SET MY ALARM CLOCK FOR 7AM TO START MY DEVOTIONS
- SPEND 30 MINUTES IN PRAYER AND BIBLE READING
- REPEAT BEFORE I GO TO SLEEP
- FIND A BOOK TO READ THAT TEACHES DIFFERENT WAYS TO STUDY THE BIBLE
- PRAY EACH DAY FOR OPPORTUNITIES FOR GOD TO USE ME AS HIS AMBASSADOR

6. Reflection: How did I do? This is completed at the end of the module. It gives you a chance to reflect on what worked well and what you would like to improve in the future. You can compare your expected evidences of change to what actually happened.

- I REALLY ENJOYED THESE LAST FEW WEEKS. THE MORE I READ AND UNDERSTOOD, THE MORE CONFIDENT I BECAME TO PRAY FOR OPPORTUNITIES FOR GOD TO USE ME. I THINK I WILL EXPAND THE TIME FOR DEVOTIONS I HAVE IN THE EVENING, AND NOW THAT I HAVE READ A BOOK ON BIBLE STUDY, I WOULD LIKE TO READ ANOTHER ON INTERCESSORY PRAYER. I HAVE FOUND THAT I REALLY ENJOY PRAYING FOR OTHERS.



basic template for teaching sessions

This template will be used during most in-house teaching sessions. There will be variations in the format depending on the focus for the day.

welcome & activity

2+ min

1. General welcome and opening prayer.
2. A short getting-to-know you activity. As friendships continually deepen, so the ability to encourage and support each other spiritually deepens.

did you know?

13 minutes

An activity that introduces the theme for the day.

mission briefing

10 minutes

A simple Bible study that gives the biblical foundation for the theme done in groups of two or three. It will be helpful for leaders to circulate around the room to listen in on conversations to see that participants are going in the right direction and to answer questions.

thinking it through

5 minutes

A personal reflection time where each participant writes down what they have personally learned from the Bible study and how this applies to their own life as an Ambassador. To be shared briefly with their spiritual companion who will be a spiritual encourager during the curriculum.

reflecting Jesus & His kingdom

40 minutes

An activity that expands on the main theme for the lesson. This section is called “reflecting Jesus and His kingdom” because an Ambassador’s main task is to represent who Jesus is to others, as well as what the kingdom of heaven stands for.

next steps

15 minutes

An Ambassador for Jesus will grow spiritually and will witness in everyday life beyond the training sessions. Therefore, each participant will develop an individual discipleship plan that will help them grow as an Ambassador for Jesus when they are outside of the learning environment.

At the beginning of each module in the curriculum, participants will develop an individual discipleship plan (IDP) that will guide their personal spiritual journey during that section. Each IDP will focus on the theme of that section. “Next Steps” is a time for participants to reflect on how their IDP is working and to pray for each other in what they aim to do next. This will be done with their spiritual companion. A spiritual companion is a friend who prays for and encourages their own companion over a set period of time.

summary

5 minutes

As a whole group, this is an opportunity to summarize what participants have learned during the session. It is a time for the leader to generally review what has been done and to ask for volunteers to briefly share what they have learned.



SESSION 1

leader's guide

I am called to be an ambassador for another world





1: I am called to be an ambassador for another world

session overview

leader notes

1. This lesson introduces the theme of the whole curriculum—the calling to be an Ambassador for the kingdom of heaven and its King, Jesus.
2. If some of the young people are new to your group, you may want to add a get-to-know-you activity in the introduction. The more comfortable young people are with each other, the better they will grow together spiritually.
3. Notice the learning outcomes below. For each learning outcome, there is a corresponding “evidence of learning.” This section will help you identify what your participants should be learning and what evidence you should look for to see that they are learning well. In brackets, you will see in which part of the lesson plan the outcomes and evidence of learning will take place.
4. There is a lot to do in each section. Make sure you work within the given time for each section in order to cover the material.

materials

1. Lesson handout for each participant
2. Pens for each participant to write and markers for signs
3. Blank sheets of paper for group work and signs

together growing fruitful disciples framework

1. www.growingfruitfuldisciples.com
2. TGFD process: Understanding
3. Objective: Learning that Christ calls me to be His disciple



learning outcomes

	Outcomes	Evidence of learning
Head Participants will know...	<ol style="list-style-type: none"> 1. A definition of an ambassador (did you know?). 2. They have been called as a life-long ambassador for Jesus (did you know?). 3. Why revealing God’s character through our own lives is so important (mission briefing Q1; reflecting Jesus). 4. A definition of character (mission briefing Q2; reflecting Jesus activity 1). 	<ol style="list-style-type: none"> 1. Discussion (did you know?) 2. Discussion (did you know?) 3. Written report (mission briefing Q1; reflecting Jesus) 4. Written report (mission briefing Q2; reflecting Jesus activity 1)
Hands Participants will be able to...	<ol style="list-style-type: none"> 1. Identify the influences that are shaping their own lives—whether they are from the kingdom of heaven or from the world (reflecting Jesus activity 2). 	<ol style="list-style-type: none"> 1. Written report and discussion (reflecting Jesus activity 2)
Heart Participants will be able to...	<ol style="list-style-type: none"> 1. Choose to make a commitment to live as an ambassador of Jesus and His kingdom (reflecting Jesus activity 3). 	<ol style="list-style-type: none"> 1. Clearly indicate their commitment to become a life-long ambassador for Jesus (reflecting Jesus activity 3)

extra resources

1. *Thoughts from the Mount of Blessing*, chapter 2, “The Beatitudes,” by Ellen White.
2. Background for reflecting Jesus and His kingdom activity 2: article on school problems: <http://www.time.com/time/magazine/article/0,9171,966577-1,00.html>



1: I am called to be an ambassador for another world

teaching plan

welcome

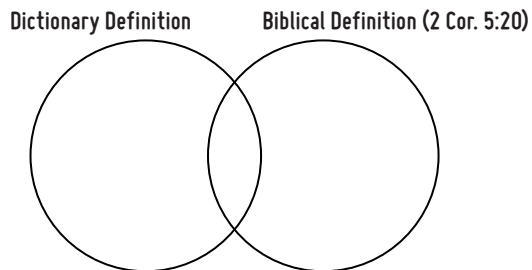
10 minutes

1. Welcome and opening prayer (2 min).
2. Get-to-know you activity: Ask participants to find the person who was born closest to their own date of birth. Then ask them to share with that person why they decided to be part of Ambassadors (3 min).
3. Ask for volunteers from the group to explain why they joined Ambassadors (2 min).
4. Give a general introduction to what participants can expect in the course ahead (3 min).

did you know?

13 minutes

1. Divide participants into groups of no more than four. Give each group a sheet of blank paper and a pen.
2. Ask each group to brainstorm as many answers as they can to the question, “An ambassador is...” in 1 minute.
3. Ask groups to report their answers. Write their answers on the board.
4. Distribute lesson handouts.
5. Discuss the similarities and differences between the dictionary and biblical definitions of an ambassador in “did you know?” You can use a Venn diagram on the board to help with the discussion. A Venn diagram looks as follows:



6. Inside the left of the left circle, list the ideas from the dictionary definition that only relate to the dictionary definition. Inside the right side of the right circle, list the ideas from the biblical definition/text that only relate to the biblical definition/text. Inside the middle, list the ideas that are common to both the dictionary definition and the Bible text.

mission briefing

15 minutes

1. Complete the “mission briefing” handout for participants to answer in groups of two or three (10 min).
2. Leaders to move around the room to listen to conversations to ensure participants are going in the right direction and to answer questions.
3. Before moving on, summarize the question and answers in this section and ask for any final comments or questions (5 min).



4. Once finished, participants can move immediately into the next section, “thinking it through.”

thinking it through

5 minutes

1. Give participants two minutes to write down their own answers by themselves.
2. Next, ask participants to share their reflections with the others they studied with in the “mission briefing” section.

next steps

15 minutes

This section will begin in lesson 3.

reflecting Jesus & His kingdom

35 minutes

Activity 1 (10 min)

1. SAY: We saw in Ezekiel 36 that God reveals Himself to others through who we are. This includes words, but it also includes our characters. Christlike character is the power behind our role as an ambassador.
2. Place four signs visibly in different corners of the room, each with a different quotation about character. First: “Character is...our thoughts and feelings combined”—Ellen White. Second: “Character is what you are in the dark”—D L Moody. Third: “Character is destiny”—Heraclitus. Fourth: “Character is like a tree and reputation like its shadow”—Abraham Lincoln.
3. Ask participants to stand next to the definition of character that they like the best.
4. Once participants are standing next to their preferred definition, ask them to share with the group standing with them why they chose that particular definition.
5. Once everyone has had a chance to share, ask for volunteers from any group to share with the whole group why they chose this particular definition of character.
6. Ask for volunteers to share with the whole group how they think their chosen definition helps to explain their role as an Ambassador for Jesus and His kingdom.

Activity 2 (20 min)

1. Ask the participants to look at the table in the “reflecting Jesus and His kingdom” part of the handout.
2. Read through *Time Magazine’s* observations about problems in school in the 1940’s and 1980’s, and ask the participants to write down what they think are the main problems today—in groups of no more than four (5 min).
3. Ask groups to give feedback and answer question two together (2 min).
4. Ask participants to find a quiet place by themselves and complete questions three and four alone (8 min).
5. Ask participants to meet in groups of two to share their answers (3 min).
6. Group feedback (2 min).



Activity 3 (5 min)

1. The last page of the handout is a personal commitment to live as an ambassador for Jesus and His kingdom.
2. Create a short signing ceremony where participants can make a decision to live as an Ambassador.

summary

1. Give a brief overview of what has been covered during this session (1 min).
2. Ask people to quickly get in groups of two and ask each person to share the most important thing they learned/experienced today (30 seconds each = 1 min).
3. Ask for volunteers to quickly share with the whole group the most important thing they learned/experienced today (for a total of 2 minutes).
4. Leader or volunteer to close with prayer (1 min).





SESSION 1

participant's guide

I am called to be an ambassador for another world



SESSION 1

I am called to be an ambassador for another world



did you know...

An Ambassador is a diplomatic agent of the highest rank accredited to a foreign government or sovereign as the resident representative of his own government or sovereign or appointed for a special and often temporary diplomatic assignment

Merriam-Webster's Collegiate Dictionary, Tenth Edition

God has called me to be His Ambassador

“So we are Christ’s ambassadors; God is making His appeal through us. We speak for Christ when we plead, ‘Come back to God!’”

2 Corinthians 5:20, NLT





mission briefing

The Bible is God's book to show His Ambassadors how to live on earth while representing His kingdom in heaven. It explains who God is, who we are, and where we are going. At the heart of this book is the revelation of Jesus, and that only through His Holy Spirit can His Ambassadors make an eternal impact in the world. Before sin, we would have known how to live without having it written down because God's laws and principles would have been written on our hearts and minds. But while we live with very forgetful memories, God has chosen to write everything down for us.


1. As Ambassadors we use words to encourage people to turn to Jesus. But who we are—our characters—demonstrate the truth and power of our words. In other words, who we are makes our words believable. In Ezekiel 36:23–26, God promises to reveal His holiness to the nations “through” His people. In these verses, what is the most important thing that will enable you to reveal to others the truth about God?

2. Ellen White wrote that character is defined as our “thoughts and feelings combined.” From Matthew 5:1–12, what do you think are the thoughts and feelings that will shape an ambassador's mind and heart as they live out these qualities of the kingdom of God on earth?

THOUGHTS

FEELINGS





thinking it through

1. From what you have just studied, what is the most important idea you have had? Why?

2. When choosing to live as an Ambassador for Jesus in your culture, what do you find most challenging?



reflecting Jesus & His kingdom

What's Changed?

Time magazine reported the following problems in schools in the 1940's compared to the 1980's.

1940's	1980's	Today?
Talking Chewing gum Making noise Running in halls Getting out of place in line Improper clothing Littering	Drug abuse Alcohol abuse Pregnancy Suicide Rape, Robbery, Assault Burglary, Arson, Bombings	

1. What are the problems students face in school today?
2. Why do you think there has been such a change through the years?
3. Think about the laws, principles, and values that are shaping your life and character—maybe even without you realizing it. Ask yourself the following questions:



- What laws are shaping my life today and where are they from?
- What principles are shaping my life today and where are they from?
- What values are shaping my life today and where are they from?

4. Think about the way God would like to shape your life and character in the future. Ask the Holy Spirit for guidance as you answer the following question: In the future, what laws, principles, and values do I want to shape my life as I pursue the character of Jesus? What Bible texts will help direct my choices?



My Commitment

“So we are Christ’s ambassadors; God is making His appeal through us. We speak for Christ when we plead, ‘Come back to God!’”

2 Corinthians 5:20, NLT



I, _____, desire to live as an Ambassador for Jesus and His kingdom. In response to God’s desire to reveal Himself through me, I choose to dedicate everything I am to Him—that He may use me to reach others in any way He chooses.

Signed _____ Date _____

Witnessed by _____

Witnessed by _____





SESSION 2

leader's guide

I am on an eternal journey to
reflect Jesus





2: I am on an eternal journey to reflect Jesus

session overview

leader notes

1. This lesson explores the idea that Ambassadors are embarking on a personal journey of reflecting Jesus that will continue throughout their whole lives—and even into eternity.
2. Notice the learning outcomes below. For each learning outcome there is a corresponding “evidence of learning.” This section will help you identify what your participants should be learning and what evidence you should look for to see that they are learning well. In brackets, you will see in which part of the lesson plan the outcomes and evidence of learning will take place.
3. There is a lot to do in each section. Make sure you work within the given time for each section in order to cover the material.

materials

1. Lesson handout for each participant
2. Pens for each participant

together growing

1. www.growingfruitfuldisciples.com

fruitful disciples

2. TGF process: Understanding

framework

3. Objective: Learning that Christ calls me to be His disciple

learning outcomes

	Outcomes	Evidence of learning
Head Participants will...	<ol style="list-style-type: none"> 1. Understand the concept of a spiritual journey (did you know? and mission briefing). 2. Know the purpose of entering into a spiritual journey (did you know? and mission briefing). 3. Understand that this journey continues into eternity (did you know? and mission briefing). 	<ol style="list-style-type: none"> 1. Discussion (mission briefing) 2. Discussion (mission briefing) 3. Discussion (mission briefing)
Hands Participants will be able to...	<ol style="list-style-type: none"> 1. Create their own individual discipleship plan. 	<ol style="list-style-type: none"> 1. Discussion / written (reflecting Jesus and His kingdom)
Heart Participants will...	<ol style="list-style-type: none"> 1. Desire to make reflecting Jesus their highest priority. 	<ol style="list-style-type: none"> 1. Prayer (introduction to the theme)



2: I am on an eternal journey to reflect Jesus

teaching plan

welcome

4 minutes

1. Welcome and opening prayer (2 min).
2. Explain what participants can expect to learn in this lesson (2 min).

did you know?

11 minutes

1. Ask participants to find someone they don't know so well.
2. Then ask them to share with each other the greatest journey they have ever taken. Ask them to share what made it so amazing (2 min each).
3. Ask for volunteers to share why they thought their journey was so wonderful (1 min).
4. Next, ask participants to find another person they don't know so well.
5. Ask them to share with each other the greatest journey they would like to take in the future and why (1 min each).
6. Ask for volunteers to share their dream of an amazing journey in the future (1 minute).
7. READ TO PARTICIPANTS: "The greatest work that can be done in our world is to glorify God by living the character of Christ" (Ellen White, 6 T, 439.5).
8. Ask participants to get into groups of four and discuss why this quotation might be true and how it could be true for them (3 min).
9. Ask for volunteers from the groups to share why they think this is true (3 min).
10. Ask participants to pray in their groups, asking God how they may glorify Him by living out the character of Jesus.

mission

briefing

15 minutes

1. Complete the "mission briefing" handout for participants to discuss in groups of two or three (10 min).
2. Leaders to move around the room to listen to conversations to ensure participants are going in the right direction and to answer questions.
3. Before moving on, summarize the question and answers in this section and ask for any final comments or questions (5 min).
4. Once finished, participants can move immediately into the next section, "thinking it through."

thinking

it through

10 minutes

1. Give participants five minutes to write down their own answers.
2. Next, ask participants to share their reflections with the others they studied with in the "mission briefing" section.



next steps

15 minutes

This section will begin in lesson 3.

reflecting Jesus & His kingdom

35 minutes

1. Go through this section with participants. Before moving on to participants filling in their own IDP, make sure everyone clearly understands what they are supposed to do.
2. Give plenty of time for participants to fill in their own IDP.
3. When they have finished, get participants into groups of two or three to share their IDP. Sharing will help them learn from each other and gain confidence that they know what they are doing.
4. REMIND EVERYONE TO BRING THEIR IDP TO EVERY SESSION IN THE FUTURE.

summary

5 minutes

1. Give a brief overview of what has been covered during this session (1 min).
2. Ask people to quickly get in groups of two and ask each person to share the most important thing they learned/experienced today (30 seconds each = 1 min).
3. Ask for volunteers to quickly share with the whole group the most important thing they learned/experienced today (for a total of 2 minutes).
4. Leader or volunteer to close with prayer (1 min).





SESSION 2

participant's guide

I am on an eternal journey to
reflect Jesus




SESSION 2

I am on an eternal journey to reflect Jesus




did you know...

1 The Lord is my shepherd, I lack nothing.




2 He makes me lie down in green pastures, he leads me beside quiet waters,
3 he refreshes my soul.
He guides me along the right paths for his name's sake.



4 Even though I walk through the darkest valley, I will fear no evil, for you are with me; your rod and your staff, they comfort me.



6 Surely your goodness and love will follow me all the days of my life, and I will dwell in the house of the Lord forever.



5 You prepare a table before me in the presence of my enemies. You anoint my head with oil; my cup overflows.

4 One thing I ask from the Lord, this only do I seek: that I may dwell in the house of the Lord all the days of my life, to gaze on the beauty of the Lord and to seek him in his temple.

Psalms 23 and 27 describe the eternal journey of our lives...





mission briefing

Read the “did you know?” section. Psalms 23 and 27 help us to understand the journey Ambassadors are on and why they take it. As this journey to the Shepherd’s house is not always easy, here are six encouragements as to why Ambassadors should keep going.

1. No matter how unprepared and weak we might feel on our journey, the Shepherd promises to provide everything we need: “The Lord is my Shepherd, I shall not be in want” (23:1).
2. No matter how bewildering or confusing our journey might be, walking in the Shepherd’s paths will always accomplish the Shepherd’s purposes for our lives, “He guides me in paths of righteousness for His name’s sake” (Verse 3). Notice how these paths are all called “paths of righteousness” (NIV) or “right paths” (NRSV). But why are they called right or righteous paths? First, they are right paths because they lead to the right place, the Shepherd’s home. Second, they are right paths because they keep us on a journey in the company of the right person, the Shepherd. Third, they are right paths because they shape us into the right people. Notice how we travel the paths of righteousness “for His name’s sake” (23:3). “For His name’s sake” means for the honor and glory of the Shepherd.
3. No matter how frightening our journey might be, the darkness is not a place to be feared, for it is a place the Shepherd uses to mature us—whether we have gone there on our own, or whether He has led us there: “Even though I walk through the valley of the shadow of death, I will fear no evil, for you are with me; your rod and your staff, they comfort me” (23:4). It is in the darkness, like no other place, that we see God deliver us from attack with the rod and rescue us with His staff.
4. No matter how easy we expect our journey to be, the Shepherd may allow our enemies to surround us in order for us to gain a deeper understanding of His love for us: “You prepare a table before me in the presence of my enemies. You anoint my head with oil; my cup overflows” (23:5). We may be tempted to think that our enemies will steal God’s blessings for us, but they cannot. No one can take what God gives to us.
5. No matter how lonely our journey may appear to be, the Shepherd is always present. “Surely goodness and love will follow me all the days of my life” (23:6).
6. The end of the journey enables the Psalmist to “dwell in the house of the Lord forever.” The journey of Psalm 23 finishes at the house of the Lord, but the Psalmist does not explain why he is going there—but in Psalm 27 he does. The “one thing” he wants in His life is to “gaze upon the beauty of the Lord” (27:4). The beauty of Christ, the perfection of His character, is something that motivates the Psalmist’s whole being when the valley is dark and enemies surround him. Nothing is more precious to the Psalmist than the beauty of Jesus. Most importantly, it is as he gazes upon Jesus that he is changed to become like Him.





thinking it through

1. How is it possible that both good and bad experiences in life's journey can develop the character of Jesus in you? To what extent has this been true of your life so far?

2. What needs to happen before your greatest desire is to reflect the beauty of Jesus?



reflecting Jesus & His kingdom

Creating an Individual Discipleship Plan (IDP)

Refer to page 11 for guidelines on how to create your IDP.





AMBASSADORS



Individual Discipleship Plan (IDP)

1. IDP Module Name:
2. Spiritual Companion:
3. Personal vision statement:
4. Expected evidence of change:
5. Next steps:
6. Reflection:





SESSION 3

leader's guide

an ambassador is designed to grow
in community





3: an ambassador is designed to grow in community

session overview

leader notes

1. The last lesson looked at the journey of discipleship and reflecting Jesus as one that continues into eternity. However, this lesson explores how God designed that we embark on this journey in community with others—it was not God’s intention that we do this alone.
2. Notice the learning outcomes below. For each learning outcome there is a corresponding “evidence of learning.” This section will help you identify what your participants should be learning and what evidence you should look for to see that they are learning well. In brackets, you will see in which part of the lesson plan the outcomes and evidence of learning will take place.
3. There is a lot to do in each section. Make sure you work within the given time for each section in order to cover the material.

materials

1. Lesson handout for each participant
2. Pens for each participant
3. Large sheets of drawing paper for each participant, plus pens or markers

together growing fruitful disciples framework

1. www.growingfruitfuldisciples.com
2. TGF process: Equipping
3. Objective: Helping other disciples live a contagious, holistic Christian life

learning outcomes

	Outcomes	Evidence of learning
Head Participants will...	1. Know the biblical basis of growing into the fullness of God in community (did you know? and mission briefing).	1. Written report and discussions (mission briefing and thinking it through)
Hands Participants will be able to...	1. Learn how to encourage someone as a Spiritual Companion.	1. Discussion (reflecting Jesus and His kingdom)
Heart Participants will...	1. Desire to grow in community (thinking it through and reflecting Jesus and His kingdom).	1. Discussion (thinking it through and reflecting Jesus and His kingdom)



3: an ambassador is designed to grow in community

teaching plan

welcome

4 minutes

1. Welcome and opening prayer (2 min).
2. Explain what participants can expect to learn in this lesson (2 min).

did you know?

11 minutes

1. On sheets of A4 or larger, ask everyone in the group to draw a picture of something they value highly (2 min).
2. Depending on the size of the group, ask participants to get into groups of two to four.
3. In their small groups, ask each person to share what they drew and why it is so valuable to them (2 min).
4. Ask for volunteers to share their pictures and explanations with the whole group.
5. Ask for volunteers from the whole group to describe how it felt to share something that is valuable to them with other people.
6. Comment on the reality that when we share things that are important to us, one of the consequences is that it can deepen the relationships between people.

mission

briefing

15 minutes

1. Complete the “mission briefing” handout for participants to discuss in groups of two or three (10 min).
2. Leaders should move around the room to listen to conversations to ensure participants are going in the right direction and to answer questions.
3. Before moving on, summarize the question and answers in this section and ask for any final comments or questions (5 min).
4. Once finished, participants can move immediately into the next section, “thinking it through.”

thinking

it through

10 minutes

1. Give participants five minutes to write down their own answers by themselves.
2. Next, ask participants to share their reflections with the others they studied with in the “mission briefing” section.

reflecting Jesus & His

kingdom

35 minutes

1. Ask the group to divide into groups of two.
2. Ask them to describe a time when someone betrayed their confidence. What happened to their friendship as a result? (2 min each)
3. Explain that betraying a confidence can be very painful and break relationships. On the other hand, a trustworthy relationship can be encouraging to others (1 min).



4. Go through this section of the handout with the group (15 min).
5. Once everyone has chosen their Spiritual Companion, ask the Spiritual Companions to get together.
6. Ask the Spiritual Companions to share with each other the content of their IDP's that they created in the last session.
7. Ask the participants if there is anything they would like to update in their IDPs now that they have had a week to think about it.
8. REMIND EVERYONE TO BRING THEIR IDP TO EVERY SESSION.

next steps

15 minutes

1. Have the Spiritual Companions discuss the following questions with each other and pray:
 - What have you learned today that can help with your IDP and spiritual growth as an Ambassador?
 - How is your spiritual life going and your IDP?
 - How can I pray for you—for your spiritual life and your IDP?
2. Remind everyone to keep bringing their IDPs to class each week.

summary

5 minutes

1. Give a brief overview of what has been covered during this session (1 min).
2. Ask people to quickly get in groups of two and ask each person to share the most important thing they learned/experienced today (30 seconds each = 1 min).
3. Ask for volunteers to quickly share with the whole group the most important thing they learned/experienced today (for a total of 2 minutes).
4. Leader or volunteer to close with prayer (1 min).





SESSION 3

participant's guide

an ambassador is designed to grow
in community




SESSION 3

an ambassador is designed to grow in community



did you know...



The Ephesians 4 Pyramid

So Christ himself gave the apostles, the prophets, the evangelists, the pastors and teachers, to equip His people for works of service, so that the body of Christ may be built up until we all reach unity in the faith and in the knowledge of the Son of God and become mature, attaining to the whole measure of the fullness of Christ.

Ephesians 4:11–13

growing in Christ—that we may live as His ambassadors—is designed by God to happen in the context of His body—the Church.





mission briefing

Read Ephesians 4:11-13. Why do you think Paul places “attaining to the whole measure of the fullness of Christ” in the context of the community working together? Why don’t we become like Jesus on our own?


In Paul’s mind, experiencing the fullness of Christ was not a private matter, but was designed to happen best in the context of the church community—a community where the gifts of the Holy Spirit were being used. Paul teaches that as a church we are the body of Jesus. We are all different, but we are united together and, most importantly, united with the Head, Jesus.

Jesus suggests that something special happens when we are united. Read John 17:20-23. What does Jesus identify as the purpose of unity for:

- a) Christians? _____
- b) The world? _____

Growing together is important for two further reasons. The first is our deep sinfulness. Ever since Adam and Eve sinned, each of us is born into the world with a natural tendency to live in opposition to God and the ways of His kingdom. As David laments, “Surely I was sinful at birth, sinful from the time my mother conceived me” (Psalm 51:5). So by the time we begin to choose to follow Christ, we already have many sinful habits that are deeply ingrained within us and are difficult to undo all at once. The second challenge is our supernatural enemy. As Paul clearly identifies, “our struggle is not against flesh and blood, but against the rulers, against the authorities, against the powers of this dark world and against the spiritual forces of evil in the heavenly realms” (Ephesians 6:12). We cannot survive against such a supernatural enemy with human power. We are continually in need of supernatural power from outside of ourselves that only God provides. And when we work together, we can encourage each other so that we don’t become discouraged.





thinking it through

1. Some people feel uneasy sharing their spiritual life with others. In what ways do you have difficulty sharing spiritual things with others?

2. What advantages are there in developing a spiritual community where everyone is open to sharing how God is working in their lives? How might such a community be helpful for you?



reflecting Jesus & His kingdom

Introducing Spiritual Companions

Solomon gives some helpful and practical counsel:

“Two people are better off than one, for they can help each other succeed. If one person falls, the other can reach out and help. But someone who falls alone is in real trouble” (Ecclesiastes 4:9-10).

While having support from others is important in all areas of life, it is particularly important in our spiritual lives. This is why God created us to live as Christians in the community of the church, so that we will be continually surrounded by others to encourage and support us. This encouragement and support is also why Jesus sent the disciples out to minister two by two.

Each time you create an individual discipleship plan (IDP), you will choose someone to share your spiritual journey with for the duration of the module. Spend a moment praying for God’s guidance, then consider the following questions:



1. Who might God want me to spiritually encourage and support?
2. Who might God want to be a spiritual encouragement and support to me?
3. Who do I feel comfortable with? Who will keep my trust?

What do Spiritual Companions do each week?—Next Steps

From now on, every lesson will have a time for Spiritual Companions to come together to discuss where each one is in working through their IDP. Each time you come together, you will ask each other three simple questions:

- How is your spiritual life going?
- How are things going with your IDP?
- How can I pray for you—for your spiritual life and your IDP?

Choosing a Spiritual Companion

Now it is time to choose your Spiritual Companion for the rest of this module. Write their name in your IDP that you created last time.

SESSION 4

leader's guide

an ambassador's role is to
honor Jesus





4: an ambassador's role is to honor Jesus

session overview

leader notes

1. This lesson focuses on the idea that Jesus is honored as Ambassadors dedicate their lives to revealing the character of Jesus to others and establishing communities dedicated to restoring broken people back into the image of God.
2. Notice the learning outcomes below. For each learning outcome there is a corresponding “evidence of learning.” This section will help you identify what your participants should be learning and what evidence you should look for to see that they are learning well. In brackets, you will see in which part of the lesson plan the outcomes and evidence of learning will take place.
3. There is a lot to do in each section. Make sure you work within the given time for each section in order to cover the material.

materials

1. Lesson handout for each participant
2. Pens for each participant

together growing fruitful disciples framework

1. www.growingfruitfuldisciples.com
2. TGFDF process: Understanding
3. Objective: Learning about the human fall from God's original plan and its consequences

learning outcomes

	Outcomes	Evidence of learning
Head Participants will...	<ol style="list-style-type: none"> 1. Understand what is at the foundation of the call to come out of Babylon—the last message given to the world to prepare people to meet Jesus. 2. Know the primary purposes of God and Paul. 	<ol style="list-style-type: none"> 1. Discussion (did you know?)
Hands Participants will be able to...	<ol style="list-style-type: none"> 1. Memorize the seven main components of the Bible story and explain how they relate to the ambassador's task of reflecting Jesus. 	<ol style="list-style-type: none"> 1. Activity (reflecting Jesus and His kingdom)
Heart Participants will...	<ol style="list-style-type: none"> 1. Desire to honor Christ by revealing who He is to others. 	<ol style="list-style-type: none"> 1. Written report (thinking it through) and general discussions

extra resources

1. *The Story of Redemption*, by Ellen White, chapter 1.



4: an ambassador's role is to honor Jesus

teaching plan

welcome

4 minutes

1. Welcome and opening prayer (2 min).
2. Explain what participants can expect to learn in this lesson (2 min).

did you know?

11 minutes

1. Ask the group: Who do you know who is worthy of being honored for something? Why should they be honored, and how would you do it?
2. Read the “did you know?” section together.
3. Briefly ask people what they think of the idea that the call to come out of Babylon is a call to come into something—into a community dedicated to restoring broken people back into the image of God.

mission

briefing

15 minutes

1. Complete the “mission briefing” handout for participants to discuss in groups of two or three (10 min).
2. Leaders should move around the room to listen to conversations to ensure participants are going in the right direction and to answer questions.
3. Before moving on, summarize the question and answers in this section and ask for any final comments or questions (5 min).
4. Once finished, participants can move immediately into the next section, “thinking it through.”

thinking

it through

10 minutes

1. Give participants five minutes to write down their own answers by themselves.
2. Next, ask participants to share their reflections with the others they studied with in the “mission briefing” section.

reflecting Jesus & His kingdom

35 minutes

1. Explain to the participants what is in the short introduction for this section in the handout.
2. Next, ask participants to read through the seven parts of “reflecting Jesus in the great controversy.”
3. Ask everyone to put the handout out of sight and get into groups of two.
4. Before class, on seven small pieces of paper, write the following titles—one on each piece: fall of satan, creation, the fall, salvation, judgement, second coming, re-creation of the world. Prepare as many sets of these papers as you will have small groups.
5. Roleplay: Ask each person in the group to arrange the papers in their chronological order as given in the handout. Ask each one to explain to the other how each event relates to the theme of reflecting Jesus.
6. Continue with this exercise until participants feel comfortable that they know these seven events and what they mean. Be aware that there may be many questions arising throughout this exercise.



7. Before you finish this section, check for any questions that may have arisen during the study.

next steps

15 minutes

1. Have the Spiritual Companions discuss the following questions with each other and pray:
 - What have you learned today that can help with your IDP and spiritual growth as an Ambassador?
 - How is your spiritual life going and your IDP?
 - How can I pray for you—for your spiritual life and your IDP?
2. Remind everyone to keep bringing their IDPs to class each week.

summary

5 minutes

1. Give a brief overview of what has been covered during this session (1 min).
2. Ask people to quickly get in groups of two and ask each person to share the most important thing they learned/experienced today (30 seconds each = 1 min).
3. Ask for volunteers to quickly share with the whole group the most important thing they learned/experienced today (for a total of 2 minutes).
4. Leader or volunteer to close with prayer (1 min).





SESSION 4

participant's guide

an ambassador's role is to
honor Jesus



SESSION 4

an ambassador's role is to honor Jesus in front of the universe



did you know...

One day God cried through Zechariah, “Come! Come! Flee from the land of the north . . . Come, Zion! Escape, you who live in Daughter Babylon!” (Zechariah 2:6–7). At that moment, Zechariah was living among the remnant in Jerusalem. This was a remnant of Israel who had followed Zerubbabel back to Jerusalem from captivity for the specific purpose of rebuilding the temple and city. But this remnant had faced opposition, become discouraged, and had stopped work.

Haggai notes that they were now focused on enjoying the comforts of their own houses (Haggai 1:4). As well as bringing them encouragement, Zechariah appeals to their relatives who chose to remain in Babylon. While warning of the fall of Babylon, Zechariah’s main concern was for

the remnant’s relatives to leave Babylon and join them all in the restoration of the temple and the city—the place of God’s presence.

Years later, when Paul called on the Corinthians to a life of purity, he quoted Isaiah’s call to come out of Babylon to encourage those compromising to enter into God’s presence—into the “temple of the Living God” (2 Corinthians 6:16–18).

Then, at the end of the Bible when “another voice” speaks through the end-time remnant for their spiritual relatives to come out of Babylon (Revelation 18:4), the ultimate invitation is to be ready to live in the presence of God in the eternal temple of the New Jerusalem (Revelation 21:2–3).

So the call to come out of Babylon is a call

into God’s presence. The focus is not simply on the problems of Babylon, but on the work of restoring what is broken down.

Paul writes, “Do you not know that your body is the temple of the Holy Spirit” (2 Corinthians 6:19)? Therefore, underpinning the prophetic message of Revelation 18:4—to call people out of the confusion of spiritual Babylon—is the call to discipleship—a call to restore human hearts as the temples of God’s presence. It is a call for broken people to enter into a community utterly devoted to restoring the temple of the human heart back into the image of God, that in God’s presence, they may be transformed to reflect the face of Jesus.

Such a community honors Jesus greatly.

the call to come out... is a call to come in:

Ambassadors are to call people across the world to come out of spiritual Babylon, that they may come into a community devoted to rebuilding broken lives back into the character of Jesus.





mission briefing

In “did you know?” we saw that the final call to get ready for Jesus’ return is a call into a community that is honoring Jesus by restoring His image in broken human beings—people whose lives have been broken by the sin introduced into the world by Satan.

However, this restoration of human beings in the image of God has always been God’s purpose from the beginning of history.

1. Read Romans 8:29. What does Paul say is God’s purpose for us?

2. How does Paul describe His own experience in 2 Corinthians 3:18?

3. Read Galatians 4:19. What was Paul’s own purpose as an Ambassador for God?



thinking it through

1. When you as an Ambassador reveal the character of Jesus in the middle of this great controversy between Jesus and Satan, Jesus is honored. The watching universe knows that you didn’t have to follow Jesus, but you chose to live for Him. As you reflect the character of Jesus, you reveal His goodness and that Satan is a liar in His accusations that God is unfair and unjust. How do you feel about having such a great responsibility?



2. As an Ambassador aiming to reveal the character of Jesus in the middle of a supernatural battle, what do you think you need to be praying for?



reflecting Jesus & His kingdom

So far, we have looked at honoring in two ways. First, we honor Jesus as we prepare the world to meet Him, calling people to come out of spiritual Babylon and into communities devoted to rebuilding His image in broken human hearts. Second, like Paul, we honor Jesus on a personal level as we reveal Jesus within our own lives and make the restoration of the image of Jesus the purpose of our own ministry.

Now, let's look at this from a cosmic perspective.

The Bible is a story. If you look at the handout, "Reflecting Jesus in the Great Controversy," you will see seven main events in this story—like scenes in a play. Each of these seven scenes brings new information, and each scene is important to understand the play as a whole. We could say that every part of the Bible relates to one or more of these seven events in some way.

Notice that the story is wrapped inside a cosmic supernatural battle. This is the environment in which the Ambassador lives. Our world, and our work, is like a theatre in the cosmos, with heaven and untold numbers of other worlds watching.

The Lord Jesus is making experiments on human hearts through the exhibition of His mercy and abundant grace. He is effecting transformations so amazing that Satan, with all His triumphant boasting, with all His confederacy of evil united against God and the laws of His government, stands viewing them as a fortress impregnable to His sophistries and delusions. They are to him an incomprehensible mystery. The angels of God, seraphim and cherubim, the powers commissioned to cooperate with human agencies, look on with astonishment and joy, that fallen men, once children of wrath, are through the training of Christ developing characters after the divine similitude, to be sons and daughters of God, to act an important part in the occupations and pleasures of heaven.

Ellen White, *Testimonies to Ministers*, 18



Reflecting Jesus in the Great Controversy

Fall of Satan and his angels from heaven

Satan wanted to be like God. Because of His pride, Satan started a war in heaven against Jesus and the kingdom of heaven. As a result, Satan and one third of the angels were expelled from heaven. Satan's pride and anger increased as he later began trying to destroy the people Jesus made in His own image. As a fallen angel, Satan and his angels work invisibly to human eyes. **Isaiah 14:12–15; Ezekiel 28:14–17; Revelation 12:7–9; Ephesians 6:10–12.**

Creation—in God's perfect image

Jesus created us in His image— His character. Everything He made was beautiful and caused great joy for Him and all in the universe. **Genesis 1:26–27; Genesis 1:31; Job 38:4–7; Colossians 1:15–17.**

The Fall—God's image de-formed

Soon after creation, Eve went to the tree of good and evil—the very place God told her not to go. It was there that Satan was able to tempt her. Once she and Adam disobeyed God, they suddenly realized that they were without clothes. This sin had broken God's character within them. It appears that bright glory had clothed them, representing God's glorious character within them. So now that Christ's character in them was broken, the glory around them vanished. But more than that, they were beginning to experience the consequences of their disobedience—they were beginning to die.

How could they, and all their children who would follow, be rescued from the consequences of their sin? **Genesis 3:1–12.**

Salvation—Re-formation of God's image

Sin always leads to death. As sinners we are condemned to die eternally, but Jesus came and died in our place. He took the punishment for sin that we should have taken. So when I trust that Jesus has died for me, God considers that I am saved from the consequence of my sin in the future—eternal death. But He also saves from sin in the present. As I put my faith in the re-creative work of Jesus through the Holy Spirit, Jesus restores His own character back into me—the character that became de-formed in Adam and Eve in Eden. When the Holy Spirit continues to work in us, we begin to reflect Jesus in increasing ways. **Isaiah 53:4–6; Romans 3:21–24; 6:23; Romans 8:29; Galatians 4:19; 2 Corinthians 3:18.**

Pre-Advent Judgement

Satan has always accused God of being unfair and unjust. So before Jesus returns, God holds a judgement that records how His decisions about our future are actually based on our own choices—for or against Him. This is an open judgement, where the whole universe will ultimately be able to see that God has been right, good, and fair. We are saved by our faith—our resting trust—in Jesus. Such a faith always



results in good works. So the type of people we become and the sorts of things we do are the evidence that Jesus looks at to see if our faith is genuine. **Romans 14:10–12; Daniel 7:9–10; Matthew 25:31–46; Galatians 5:22–23; Revelation 20.**

Second Coming

Jesus promised He would return and will do so physically—just as when He came the first time. This will not be a secret, but a visible, cosmic event for all to see. At this time, in “the twinkling of an eye,” those who died in Christ will be resurrected. With the faithful who are alive we will be reunited and all be clothed with the same glory that Adam and Eve wore in Eden. **John 14:1–3; Acts 1:9–10; Matthew 24:24–27; 1 Corinthians 15:35–55.**

Destruction of evil and eternal re-creation

After 1000 years with Jesus in heaven, we will judge Satan, His angels, and the wicked. After this judgement has been announced, God will destroy the world by fire and recreate it as He intended at the beginning. We will then live on the earth, growing more and more in the character of Jesus for the rest of eternity.

1 Corinthians 6:3; Revelation 20:7–15; Revelation 21:1–5; 2 Corinthians 3:18.





SESSION 5

openness

leader's guide





5: openness

session overview

leader notes

1. This lesson explores the idea of openness to God and how openness is the beginning of the process of spiritual growth that is at the heart of an ambassador's life.
2. Notice the learning outcomes below. For each learning outcome there is a corresponding "evidence of learning." This section will help you identify what your participants should be learning and what evidence you should look for to see that they are learning well. In brackets, you will see in which part of the lesson plan the outcomes and evidence of learning will take place.
3. There is a lot to do in each section. Make sure you work within the given time for each section in order to cover the material.

materials

1. Lesson handout for each participant
2. Pens for each participant
3. Large sheets of drawing paper for each participant, plus pens or markers

together growing fruitful disciples framework

1. www.growingfruitfuldisciples.com
2. TGFDF process: Connecting
3. Objective: Developing a dynamic relationship with God

learning outcomes

	Outcomes	Evidence of learning
Head Participants will...	<ol style="list-style-type: none"> 1. Gain a brief overall introduction to a process of spiritual maturity. 2. Understand the biblical idea of being closed and open. 	<ol style="list-style-type: none"> 1. Discussion (did you know?) 2. Written report and discussions (mission briefing and thinking it through)
Hands Participants will be able to...	<ol style="list-style-type: none"> 1. Identify the areas in which they are closed to God. 	<ol style="list-style-type: none"> 1. Discussion and prayer (reflecting Jesus and His kingdom)
Heart Participants will...	<ol style="list-style-type: none"> 1. Desire to grow in openness to God (reflecting Jesus and His kingdom). 	<ol style="list-style-type: none"> 1. Written report (reflecting Jesus and His kingdom)



5: openness

teaching plan

welcome

4 minutes

1. Welcome and opening prayer (2 min).
2. Explain what participants can expect to learn in this lesson (2 min).

did you know?

11 minutes

1. Ask for volunteers to share a time when they refused to listen to another person. Why did they choose not to listen, and what were the consequences of that? (3 min)
2. Explain that many times, if we refuse to listen, we can suffer all sorts of problems.
3. Read / explain “did you know?”
4. Check that everyone understands the basic process of spiritual growth shown in the diagram, and that the starting point for us is openness (8 min).

mission

briefing

15 minutes

1. Complete the “mission briefing” handout for participants to discuss in groups of two or three (10 min). There is a lot in this section so participants will need to work quickly.
2. Leaders should move around the room to listen to conversations to ensure participants are going in the right direction and to answer questions.
3. Before moving on, summarize the question and answers in this section and ask for any final comments or questions (5 min).
4. Once finished, participants can move immediately into the next section, “thinking it through.”

thinking

it through

10 minutes

1. Give participants five minutes to write down their own answers by themselves.
2. Next, ask participants to share their reflections with the others they studied with in the “mission briefing” section.

reflecting Jesus & His kingdom

35 minutes

1. Ask the participants to get into groups of three or four.
2. Provide each group an A4 size piece of paper and a pen.
3. Tell each group they have one minute to list as many ways as they can think of that cause people to become closed to the voice of the Holy Spirit.
4. When the time is up, ask each group to report back. Create a combined list at the front for everyone to see.
5. When the list is complete, ask the group for their observations.



6. Ask them if they think it is easier or harder for Christians to be closed to the Holy Spirit or non-Christians.
7. Ask them if the combined list on the board relates more to Christians or non-Christians.
8. With the whole group, go through part 1 of this section in the handout “Becoming aware of being closed.”
9. Ask them to compare and contrast the list the group created earlier to this list.
10. Summarize this section by noting there are many ways we can be closed to God.
11. Discuss how non-Christians might become open to the gospel if they are currently closed (5 min).
12. Finally, ask participants to write an individual prayer of reflection in the second part of this section. There are two parts of this prayer. First, a prayer to ask God to reveal how they may be closed. Second, as they think about how they are closed to God, to write a prayer of response (5 min).

next steps

15 minutes

1. Have the Spiritual Companions discuss the following questions with each other and pray:
 - What have you learned today that can help with your IDP and spiritual growth as an Ambassador?
 - How is your spiritual life going and your IDP?
 - How can I pray for you—for your spiritual life and your IDP?
2. Remind everyone to keep bringing their IDPs to class each week.

summary

5 minutes

1. Give a brief overview of what has been covered during this session (1 min). Emphasize how no spiritual growth can begin without openness.
2. Ask people to quickly get in groups of two and ask each person to share the most important thing they learned/experienced today (30 seconds each = 1 min).
3. Ask for volunteers to quickly share with the whole group the most important thing they learned/experienced today (for a total of 2 minutes).
4. Leader or volunteer to close with prayer (1 min).





SESSION 5

openness

participant's guide

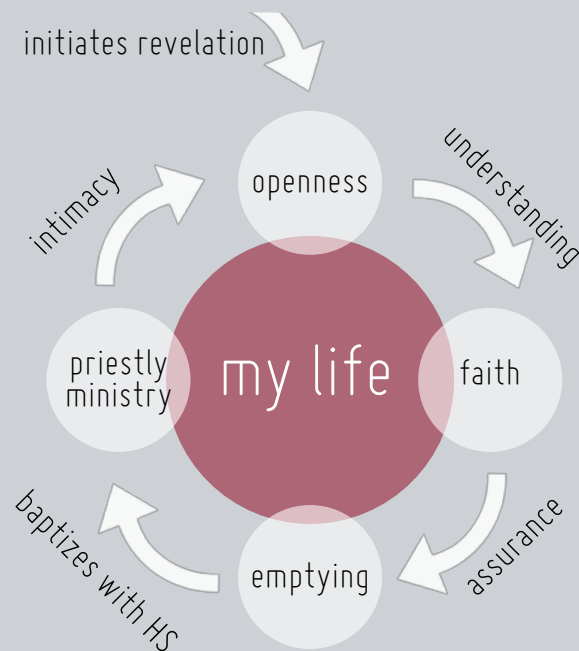


SESSION 5

openness—my first response to God



did you know...



This diagram helps us to understand the ways God works in our lives. This is important to remember because ambassadors serve primarily out of who they are, not just what they say.

The arrows relate to what God does. He initiates communication with me, He gives me understanding, He brings assurance that I am His child, He baptizes me with His Holy Spirit, and He draws me continually into deeper relationship with the Trinity.

The four outer circles relate to what I do in response to God's work. If I am open to God's revelation, He will give me understanding. If I place my faith in what he shows me, He will bring assurance. If I am willing to sacrifice everything for Him and empty myself like this, He will fill me with His Holy Spirit. If I devote myself to ministry, God will bring me deeper into His presence.

So there are four things that are important for me to do that are directly related to my spiritual growth: 1) Openness to God, 2) Faith in God's words, 3) Death to self—the emptying of my natural self as preparation for the divine filling of the Holy Spirit, 4) Ministry. These four aspects relate to how we believe.

ambassadors are changed to reflect Jesus not only by what they believe, but how they believe—and it begins with openness





mission briefing

At the beginning of the New Testament, Matthew quotes the prophet Isaiah to explain that the Saviour would be called “Emmanuel—which means ‘God with us’” (Matthew 1:23). The Bible makes it clear that we are not left alone on earth, but God had to take the initiative to come to us because “no one seeks God” (Romans 3:11). God took the initiative, first in Eden (Genesis 3:8–9), and later when He designed the tabernacle, saying, “Let them make me a sanctuary, that I may dwell among them” (Exodus 25:8).

Now imagine it is the time for the morning offerings at the tabernacle. As an Israelite, you call your family together and stand at the entrance of your tent, facing the sanctuary where the offerings will be made. They are made by the priests on behalf of the whole of Israel, symbolizing the consecration of your family and the rest of Israel to God. But wait. You don’t have to go to the front of your tent. You can ignore everything and keep eating your breakfast. So what is the difference between the person who recognizes his/her need to consecrate himself/herself to God, and the one who doesn’t care?

1. What do the following Bible verses teach about the meaning of a hard heart? Exodus 7:13, 22; 8:15, 19; 9:12; Mark 6:52; 8:17.

2. The opposite of a hard heart is a soft “heart of flesh.” What does the Bible teach about the characteristics of a heart of flesh in Ezekiel 11:19; 36:26?

A person with a hard heart is closed to God, while the one with a heart of flesh is open to the impressions of the Holy Spirit. God may be speaking, but unless someone is actually open to listening, God’s voice will not be heard or understood. An Ambassador’s heart will begin to be re-formed to reflect Christ to others as we learn to be increasingly open to God and respond to what He longs to share with us.



thinking it through

1. What do you think about the idea in Romans 3:11 that, naturally, you will never look for God unless God comes looking for you first?



2. How open are you towards God? From God's perspective, how could He tell if you are open or closed?



reflecting Jesus & His kingdom

1. Becoming aware of being closed

We can be closed to God's voice in many ways—not only because of sin. From the list below, ask the Holy Spirit to show you how you may be closed to God—even though you may be a Christian of many years. Is there anything that you need to add to the list?

Sin	Emotional	Physical	Mental
bitterness	hurt	illness	inflexible
unforgiveness	exhaustion	stress	cynical
resentment	other?	feeling driven	condemning
pride		agitation	judgemental
other?		other?	other?

2. Prayer

We are all closed to the voice of God's Holy Spirit in some way. As you mature as an Ambassador, God may show you other ways in which you block out His voice so that you may hear Him more clearly and respond with greater devotion and faithfulness.

Write a prayer in which you ask God how you are currently closed to His voice. Also write a response to what you sense the Holy Spirit is telling you about the areas in which you are closed to Him.





SESSION 6

faith

leader's guide





6: faith

session overview

leader notes

1. This lesson explores why faith is so important to an Ambassador's life and how it can grow.
2. Notice the learning outcomes below. For each learning outcome there is a corresponding "evidence of learning." This section will help you identify what your participants should be learning and what evidence you should look for to see that they are learning well. In brackets, you will see in which part of the lesson plan the outcomes and evidence of learning will take place.
3. There is a lot to do in each section. Make sure you work within the given time for each section in order to cover the material.

materials

1. Lesson handout for each participant
2. Pens for each participant

together growing fruitful disciples framework

1. www.growingfruitfuldisciples.com
2. TGF process: Connecting
3. Objective: Developing a dynamic relationship with God

learning outcomes

	Outcomes	Evidence of learning
Head Participants will...	1. Understand the importance of faith in the process of spiritual transformation.	1. Written report and discussions (mission briefing and thinking it through)
Hands Participants will be able to...	1. Identify biblical promises that speak most to their present need (reflecting Jesus and His kingdom).	1. Discussion and prayer (reflecting Jesus and His kingdom)
Heart Participants will...	1. Desire to apply God's words to their own lives (reflecting Jesus and His kingdom).	1. Written report (reflecting Jesus and His kingdom)



6: faith

teaching plan

welcome

4 minutes

1. Welcome and opening prayer (2 min).
2. Explain what participants can expect to learn in this lesson (2 min).

did you know?

11 minutes

1. Read through the quotations from “did you know?” with the whole group.
2. Ask volunteers to share which is their favorite quote and why.
3. Discuss with the group, “In what sense do these quotations represent a biblical perspective on faith?”
4. Explain that in “mission briefing,” we will now look more closely at biblical faith and why it is so important for Christian maturity.

mission

briefing

15 minutes

1. Complete the “mission briefing” handout for participants to discuss in groups of two or three (10 min).
2. Leaders should move around the room to listen to conversations to ensure participants are going in the right direction and to answer questions.
3. Before moving on, summarize the question and answers in this section and ask for any final comments or questions (5 min).
4. Once finished, participants can move immediately into the next section, “thinking it through.”

thinking

it through

10 minutes

1. Give participants five minutes to write down their own answers by themselves.
2. Next, ask participants to share their reflections with the others they studied with in the “mission briefing” section.

reflecting Jesus & His

kingdom

35 minutes

1. Go through this section with your participants.
2. Take at least five minutes at the end for participants to get into small groups and share what they have been learning about trusting God’s promises.

next steps

15 minutes

1. Have the Spiritual Companions discuss the following questions with each other and pray:
 - What have you learned today that can help with your IDP and spiritual growth as an Ambassador?
 - How is your spiritual life going and your IDP?
 - How can I pray for you—for your spiritual life and your IDP?
2. Remind everyone to keep bringing their IDPs to class each week.



summary

5 minutes

1. Give a brief overview of what has been covered during this session (1 min). Emphasize the connection between our need to be open to God's words, faith in God's words, and our ability to be transformed.
2. Ask people to quickly get in groups of two and ask each person to share the most important thing they learned/experienced today (30 seconds each = 1 min).
3. Ask for volunteers to quickly share with the whole group the most important thing they learned/experienced today (for a total of 2 minutes).
4. Leader or volunteer to close with prayer (1 min).





SESSION 6

faith

participant's guide



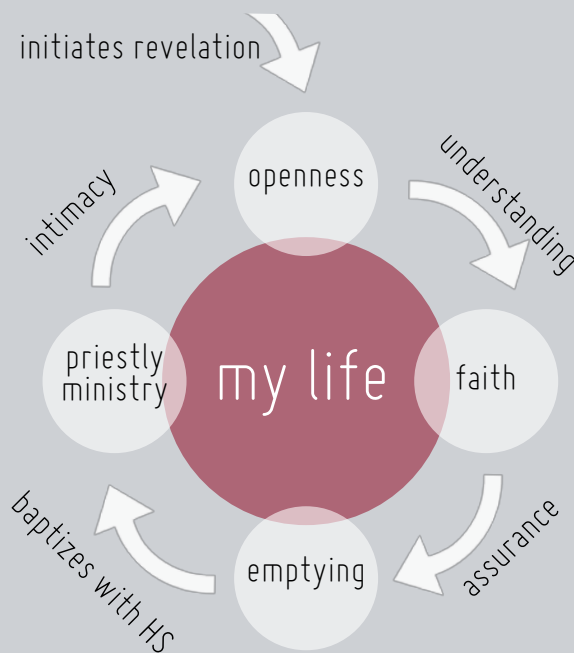
SESSION 6

faith—in what God has shown me



did you know...

Here is what famous people through the centuries
have said about faith and believing:



If you believe what you like in the gospel, and reject what you don't like, it is not the gospel you believe, but yourself.

—Augustine of Hippo (354–430)

Man prefers to believe what he prefers to be true. —Francis Bacon (1561–1626)

It is so hard to believe because it is so hard to obey. —Søren Kierkegaard (1813–1855)

A man who has faith must be prepared not only to be a martyr, but to be a fool.—G. K. Chesterton (1874–1936)

Don't be afraid to take a big step if one is indicated. You can't cross a chasm in two small jumps.—David Lloyd George (1863–1945)

Faith and thought belong together, and believing is impossible without thinking. —John R. W. Stott (1921–2011)

when God gives us understanding, it is a call for us to believe what He says





mission briefing

In the last study on openness, we saw how the Old Testament uses the symbols of a hard and soft heart. However, the Bible also describes the heart as being circumcised or uncircumcised. While the meanings overlap, the idea of a circumcised heart is slightly different and illustrates another important spiritual principle.


1. Read Genesis 17:10–26 and Exodus 12:44, 48. What does the Bible teach about the meaning of circumcision?

At the time of the Israelites, circumcision indicated belief in God's covenant and membership to God's community. However, it was still possible to be physically circumcised, but not believe God's words. This was dangerous for the people. It could be easy for them to think that just because they were circumcised, then they were loyal members of God's family. However, God was not merely looking for an external sign, but an internal commitment of faith.

As the Bible makes clear, "without faith it is impossible to please God, because anyone who comes to him must believe that he exists and that he rewards those who earnestly seek him" (Hebrews 11:6). Later in the Gospels, Jesus makes it continually clear that miracles are only possible if faith is present. And just as faith in Jesus was required for physical healing, so faith is required for the miracle of a life reformed in the character of Jesus.

2. Read Jesus' comments on faith in Matthew 8:10; 9:2, 29–30; 15:28. What do you think enabled these people to take Jesus seriously while many others did not?





thinking it through

1. Why do you think Jesus emphasizes faith as a critical ingredient in our lives in order to be transformed?

2. What are some of the personal challenges you face that prevent you from believing in God completely?



reflecting Jesus & His kingdom

Have you ever prayed to be different inside, but ended up staying just the same? If so, what can we do about this lack of power? Here's a promise from God to you that can help:

“His divine power has given us everything we need for life and godliness through our knowledge of him who called us by His own glory and goodness. Through these he has given us His very great and precious promises, so that through them you may participate in the divine nature and escape the corruption in the world caused by evil desires.” (2 Peter 1:3-4)

Someone calculated that there are 1260 promises in the Bible. And did you know that God's promises are all ultimately focused on what Peter is describing—for us to reflect the character of Jesus and avoid being hurt by sin? For these promises to work, however, James tells us bluntly that when we come to God, we must believe that God will do what He has promised. “But when he asks, he must believe and not doubt, because he who doubts is like a wave of the sea, blown and tossed by the wind. That man should not think he will receive anything from the Lord; he is a double-minded man, unstable in all he does” (James 1:6-8).



But how can we ask God and be confident that we are asking for the right things? We could ask God for a Ferrari sports car, but there is no power in that prayer! Why? Because nowhere in the Bible does God promise to give any of us a sports car! However, when we know what God does promise us, then we can pray with complete confidence that God will answer. There is power in such prayers.

So when we pray according to God's words, our faith grows, and this faith brings God's power into our lives for change. As you may know, Jesus performed miracles in the gospel stories that brought change into people's lives because of their faith in His words.

So where can we find God's promises that bring the promise of His power to us?

First, there are promises where God promises to do something or give us something. Look at some of these in the box below.

I AM:

1. I AM LOVED

- Nothing can separate me from God's love (Romans 8:37-39)
- I am loved and chosen by God (1 Thessalonians 1:4)

2. I AM SECURE

- I am forgiven because of the riches of God's grace (Ephesians 1:7-8)
- I am not condemned for my past sins (Romans 8:1-2)
- I am sealed with the Holy Spirit (Ephesians 1:13)

3. I AM VALUED

- I am God's treasured possession (Deuteronomy 14:2)
- I am being transformed into the likeness of God (2 Corinthians 3:18)

4. I AM EMPOWERED

- God lives in me as Jesus lives in the Father and the Father in Jesus (John 17:20-22)
- I can do everything that God wills because He gives me strength (Philippians 4:13)

5. I AM PROVIDED FOR

- I have direct access to God's throne for all my needs (Hebrews 4:14-16)
- The God who died to save me will certainly give me everything I will ever need (Romans 8:31-32)

I HAVE:

1. I HAVE A NEW PURPOSE

- To glorify God by revealing God's character to others (John 15:8)
- To do good works for God (Ephesians 2:10)

2. I HAVE A NEW FAMILY

- I am a member of heaven's family—a child of God (John 1:12)
- I am a member of God's family on earth—His church (Romans 12:5)

3. I HAVE NEW RESPONSIBILITIES

- I have been bought with a price (1 Corinthians 6:19-20)
- I am an ambassador for God's kingdom (2 Corinthians 5:20)
- I am a royal priest for God (1 Peter 2:9)
- I am a worker with God (1 Corinthians 3:9)

4. I HAVE A NEW FUTURE

- Where everything works for good (Romans 8:28)
- I have an inheritance in heaven (1 Peter 1:3-4)

Second, descriptions of God Himself are also promises. Paul tells us that it was God's plan that we become like His Son: "For those God foreknew he also predestined to be conformed to the likeness of His Son..." (Romans 8:29). So when we read descriptions of Jesus, these can become promises for our prayers to become like Him. (This does not include descriptions of God that belong to God alone; for example, that He is all powerful, all knowing, or everywhere at the same time, etc.)



Characteristics of God alone that can give us confidence that our prayers will be acted upon:

- Almighty, Isaiah 6:1-3; Isaiah 14:27
- Always present, Isaiah 41:10; Matthew 28:19-20
- Sovereign, 2 Samuel 7:22; Daniel 4:34-35
- Creator and Re-Creator, Isaiah 44:24; Isaiah 44:2-3
- Eternal and Infinite, Isaiah 26:4; Hebrews 1:10-12
- Praiseworthy and Glorious, 1 Chronicles 29:10-13; Psalm 145:4-5

Characteristics of God that we share with Him—as people whom He longs to restore into His image:

- Loving, Exodus 15:13; 1 John 4:11-17
- Kind, Isaiah 63:7; Ephesians 2:6-7
- Compassionate, Psalm 103:13-14; Mark 1:41
- Gracious, John 1:6
- Merciful, Ephesians 2:4-5
- Patient, 2 Peter 3:9,15
- Long-suffering, Matthew 23:37
- Peaceful, Isaiah 9:6; 2 Corinthians 13:11
- Humble, 2 Corinthians 10:1
- Meek, John 13:1-5
- Just, Psalm 45:6; Isaiah 5:16
- Saving and Restoring, 2 Samuel 22:3; 1 Peter 5:10

- Wise, Ephesians 1:17; 2 Timothy 3:14-15
- Pure and Holy, Exodus 3:2-5; 1 John 3:2-3
- Truthful, John 14:6; Psalm 119:160
- Righteous, Psalm 119:75-76; 1 John 2:1
- Protecting, Isaiah 43:1-3; 2 Thessalonians 3:3
- Persevering, Judges 2:1; 2 Thessalonians 3:4-5
- Joy, Nehemiah 8:10; Zephaniah 3:17
- Gentle, 1 Kings 19:12; Luke 18:15-16
- Self-controlled, Galatians 5:22-23
- Good, 1 Chronicles 16:34; Nahum 1:7
- Faithful, Deuteronomy 7:9; Psalm 71:22-23
- Sacrificial, John 3:16; 1 John 4:10-11
- Forgiving, Exodus 34:5-7; Psalm 86:5

Look through the promises in the first list. Which of these promises do you need to hear the most today? Look up the Bible verses and imagine that God is speaking these promises directly to you now. What does it mean to you to hear these promises? Write down your thoughts about these promises.

Now go back over the qualities of God in the second list that He longs for you to reveal more deeply. Which of these qualities of God do you find most important for you to reveal in your life and why?





SESSION 7

dying to self

leader's guide





7: dying to self

session overview

leader notes

1. This lesson explores the idea of dying to self. It can be challenging to understand what this means in practice, so do take some time to think about this concept before you teach. Participants will probably ask a lot of questions about how this works.
2. Notice the learning outcomes below. For each learning outcome there is a corresponding “evidence of learning.” This section will help you identify what your participants should be learning and what evidence you should look for to see that they are learning well. In brackets, you will see in which part of the lesson plan the outcomes and evidence of learning will take place.
3. There is a lot to do in each section. Make sure you work within the given time for each section in order to cover the material.

materials

1. Lesson handout for each participant
2. Pens for each participant

together growing fruitful disciples framework

1. www.growingfruitfuldisciples.com
2. TGF process: Understanding
3. Objective: Learning that Christ calls me to be His disciple

learning outcomes

	Outcomes	Evidence of learning
Head Participants will...	<ol style="list-style-type: none"> 1. Understand the problem of having a sinful nature. 2. Understand the difference between sins and sin. 3. Understand the importance of sacrifice. 	<ol style="list-style-type: none"> 1. Discussion (intro to the theme) and written report (mission briefing and thinking it through) 2. Discussion (intro to the theme) and written report (mission briefing and thinking it through) 3. Written report (mission briefing) and discussion (reflecting Jesus and His kingdom)
Hands Participants will be able to...	<ol style="list-style-type: none"> 1. Become familiar with Ellen White's understanding of dying to self (reflecting Jesus and His kingdom) 	<ol style="list-style-type: none"> 1. Presentation (reflecting Jesus and His kingdom)
Heart Participants will...	<ol style="list-style-type: none"> 1. Desire to apply the concept of sacrifice in their lives (reflecting Jesus and His kingdom) 	<ol style="list-style-type: none"> 1. Written report (reflecting Jesus and His kingdom)



7: dying to self teaching plan

welcome

4 minutes

1. Welcome and opening prayer (2 min).
2. Explain what participants can expect to learn in this lesson (2 min).

did you know?

11 minutes

1. Ask the group, “Which animal do you identify with the most, a lamb or a wolf?” Ask those who identify most with a lamb to move to one side of the room, and those who identify most with a wolf to go to the other side.
2. Ask the two groups to talk amongst themselves and share with each other why they identify most with that particular animal (2 min).
3. Ask for volunteers to share with the whole group why they chose the particular animal (2 min).
4. Read Andrew Murrey’s quote with the group.
5. Explain that the main problem we face is not about stopping particular sins, but dealing with our sinful nature, which causes specific sins.
6. “Mission Briefing” will give further understanding on this issue.

mission

briefing

15 minutes

1. Complete the “mission briefing” handout for participants to discuss in groups of two or three (10 min).
2. Leaders should move around the room to listen to conversations to ensure participants are going in the right direction and to answer questions.
3. Before moving on, summarize the question and answers in this section and ask for any final comments or questions (5 min).
4. Once finished, participants can move immediately into the next section, “thinking it through.”

thinking

it through

10 minutes

1. Give participants five minutes to write down their own answers by themselves.
2. Next, ask participants to share their reflections with the others they studied with in the “mission briefing” section.

reflecting Jesus & His kingdom

35 minutes

1. Divide the group into groups of two to four.
2. Ask each group to go through Bible texts and Ellen White’s quotes on dying to self and identify a few quotations that they think are most important to remember (15 min).
3. Ask the groups to share their favorite quotations with the whole group (10 min).
4. Ask each participant to write down what they need in order to apply this concept to their own lives. These reflections can be written down in the space provided.



next steps

15 minutes

1. Have the Spiritual Companions discuss the following questions with each other and pray:
 - What have you learned today that can help with your IDP and spiritual growth as an Ambassador?
 - How is your spiritual life going and your IDP?
 - How can I pray for you—for your spiritual life and your IDP?
2. Remind everyone to keep bringing their IDPs to class each week.

summary

5 minutes

1. Give a brief overview of what has been covered during this session (1 min). Emphasize the fact that death to self is the beginning of a life of usefulness to God.
2. Ask people to quickly get in groups of two and ask each person to share the most important thing they learned/experienced today (30 seconds each = 1 min).
3. Ask for volunteers to quickly share with the whole group the most important thing they learned/experienced today (for a total of 2 minutes).
4. Leader or volunteer to close with prayer (1 min).



SESSION 7

dying to self

participant's guide

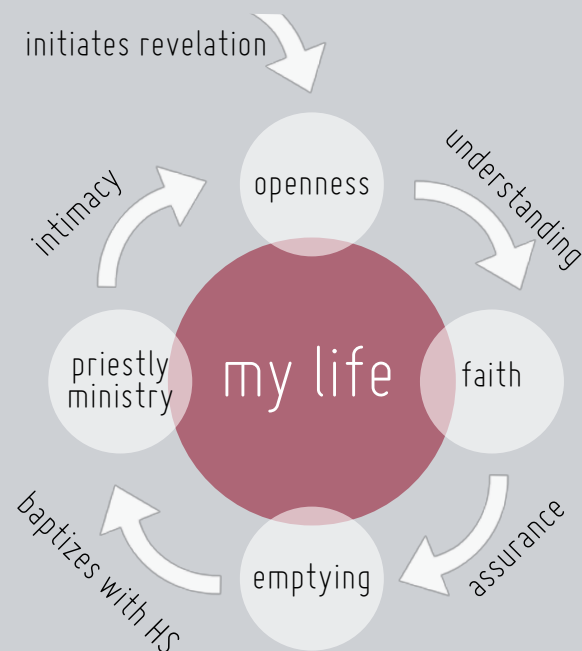


SESSION 7

dying to self—knowing my identity in Jesus, I will give everything to Him



did you know...



“Why is a lamb always gentle? Because that is its nature. Does it cost the lamb any trouble to be gentle? No. Why not? It is so beautiful and gentle. Has a lamb to study to be gentle? No. Why does that come so easy? It is its nature. And a wolf—why does it cost a wolf no trouble to be cruel, and to put its fangs into the poor lamb or sheep? Because that is its nature. It has not to summon up its courage; the wolf-nature is there.”

—Andrew Murrey

as my own nature is corrupted by sin, Jesus is not looking to modify or upgrade my nature—He is looking to replace it completely with His own—as soon as self is dead





mission briefing

1. In the last lesson, we looked at faith. When we trust God, what does the Holy Spirit do in us (Ephesians 1:13 and Romans 8:16)?
-

When we have the assurance that we are God’s children, we will be willing to give God everything we have and are—because we know we are safe in His hands. However, doing this—sometimes called dying to self—is hard. This is because when sin entered the world it corrupted our human nature. Our challenge is not simply to stop doing wrong things (which we normally call sins), but to deal with a corrupted human nature that instinctively craves what is opposed to God.

The tabernacle begins to explain how to address this problem. At the heart of the morning and evening services in the tabernacle were the sacrifices. At each service, a one-year-old male lamb was killed, symbolizing the death of Jesus who would die in the place of sinners. As this service took place twice a day, every day of the year, it symbolized that the consecration of God’s people was continually dependent on the sacrifice of Jesus.

2. What does Jesus say we are to do if we are to be His disciples (Luke 9:23-24)?

 3. Paul explained His own practice when he wrote, “I die daily” (1 Corinthians 15:31). According to what Paul writes in Romans 12:1-2, what is the purpose of becoming a living sacrifice? Why is death necessary to achieve this purpose?
-

The cross had only one purpose—death. Like the daily tabernacle sacrifices, Jesus’ call—that Paul obeyed—is nothing less than a daily call to give everything we have and are to Him. Without the continual putting to death of our sinful natures, the Holy Spirit will have difficulty revealing Christ in us. This is important, because without the ability to reveal Jesus, Ambassadors will not be able to witness.



thinking it through

1. Dietrich Bonhoeffer famously wrote that “When Christ calls a man, he bids him come and die.” What do you think personally about this calling?
-

dying to self in the writings of Ellen White

- 1. Death to self symbolized by Jesus before His ministry begins.** Then Jesus came from Galilee to the Jordan to be baptised by John. But John tried to deter him, saying, "I need to be baptized by you, and do you come to me?" Jesus replied, "Let it be so now; it is proper for us to do this to fulfill all righteousness." Then John consented (Matthew 3:13-15).
- 2. Death to self the doorway into discipleship.** Then he said to them all: "Whoever wants to be my disciple must deny themselves and take up their cross daily and follow me. For whoever wants to save their life will lose it, but whoever loses their life for me will save it (Luke 9:23-24).
- 3. Death to self requires a choice.** Put to death, therefore, whatever belongs to your earthly nature: sexual immorality, impurity, lust, evil desires and greed, which is idolatry. Because of these, the wrath of God is coming (Colossians 3:5-6).
- 4. Death to self so sin will not master us.** In the same way, count yourselves dead to sin but alive to God in Christ Jesus. Therefore do not let sin reign in your mortal body so that you obey its evil desires. Do not offer any part of yourself to sin as an instrument of wickedness, but rather offer yourselves to God as those who have been brought from death to life; and offer every part of yourself to him as an instrument of righteousness. For sin shall no longer be your master, because you are not under the law, but under grace (Romans 6:11-14).
- 5. Death to self goes before life in Christ.** Now if we died with Christ, we believe that we will also live with him (Romans 6:8).
- 6. Death to self every day.** I die daily (1 Corinthians 15:31).
- 7. Dying to reflect Jesus.** Until self is laid upon the altar of sacrifice, Christ will not be reflected in the character. When self is buried, and Christ occupies the throne of the heart, there will be a revelation of principles that will clear the moral atmosphere surrounding the soul (Letter 108, 1899, MS 1903).
- 8. Death provides space for Jesus.** We must be emptied of self in order to give room to Jesus, but how many have their hearts so filled with idols that they have no room for the Redeemer of the world. The world holds the hearts of men in captivity. They center their thoughts and affections upon their business, their

position, their family. They hold to their opinions and ways, and cherish them as idols in the soul; but we cannot afford to yield ourselves to the service of self, holding to our own ways and ideas, and excluding the truth of God. We must be emptied of self. But this is not all that is required; for when we have renounced our idols, the vacuum must be supplied. If the heart is left desolate, and the vacuum not supplied, it will be in the condition of him whose house was "empty, swept, and garnished," garnished, but without a guest to occupy it. The evil spirit took unto himself seven other spirits more wicked than himself, and they entered in and dwelt there; and the last state of that man was worse than the first (RH, February 23, 1892).

- 9. Complete death.** God will breathe this life into every soul who dies to self and lives to Christ. But entire self-renunciation is required. Unless this takes place, we carry with us the evil that destroys our happiness. I wish we could be what God would have us,—all light in the Lord. We need to reach a higher standard. But we can never do this until self is laid on the altar, until we let the Holy Spirit control us, molding and fashioning us according to the divine similitude (ST, October 11, 1899).
- 10. Daily death.** Those who work for God are daily to empty the heart of self, that they may be cleansed of their hereditary and cultivated tendencies to wrong. They are to depend wholly upon Him who taught as never man taught. Unless the soul-temple is daily emptied of self, and prepared for the reception of the Holy Spirit, self will rule the entire being. The words and acts will be tarnished with selfishness. Christ will not appear in the life; but there will be seen a self-confidence that is wholly different from His character (SW January 29, 1903).
- 11. Easy living after death.** Why is it so hard to lead a self-denying, humble life? Because professed Christians are not dead to the world. It is easy living after we are dead (Messages to Young People 127 Testimony for the Church January 6, 1863).
- 12. No Christianity without death.** Self is prominent. When self is crucified, then this sensitiveness, or pride, will die; until then you are not a Christian (2T 572).

- 13. Surrender of the will.** It is necessary that the will should be sanctified. In surrendering the will, the root of the matter is reached. When the will is surrendered, the streams that flow from the fountain will not be bitter, but will be as pure as crystal. The flowers and fruit of Christian life will bloom and ripen to perfection (ST, October 29, 1894).
- 14. Dead people cannot feel.** You have repeatedly said: "I can't keep my temper." "I have to speak." You lack a meek, humble spirit. Self is all alive, and you stand guard continually to preserve it from mortification or insult. Says the apostle: "For ye are dead, and your life is hid with Christ in God." Those who are dead to self will not feel so readily and will not be prepared to resist everything which may irritate. Dead men cannot feel. You are not dead. If you were, and your life were hid in Christ, a thousand things which you now notice, and which afflict you, would be passed by as unworthy of notice; you would then be grasping the eternal and would be above the petty trials of this life (2T 425).
- 15. Death through suffering.** We are forming characters for heaven. No character can be complete without trial and suffering. We must be tested, we must be tried. Christ bore the test of character in our behalf that we might bear this test in our own behalf through the divine strength He has brought to us. Christ is our example in patience, in forbearance, in meekness and lowliness of mind. He was at variance and at war with the whole ungodly world, yet He did not give way to passion and violence manifested in words and actions, although receiving shameful abuse in return for good works. He was afflicted, He was rejected and despitefully treated, yet He retaliated not. He possessed self-control, dignity, and majesty. He suffered with calmness and for abuse gave only compassion, pity, and love (3MR 427).
- 16. Death and God's discipline.** "As many as I love," God says, "I rebuke and chasten; be zealous therefore, and repent," In order that we may die to self, we are called upon to endure trial, and when the chastening hand of the Lord is laid upon us, we are not to fret and complain, not to rebel, not to worry ourselves out of the hand of Christ. We are to humble ourselves before God, pleading with him to give us rest and peace. We enter the furnace of affliction with our hearts darkened by selfishness; but if patient under the crucial test, we shall come forth reflecting the divine image, as gold tried in the fire (ST, December 10, 1896).
- 17. Death and trials.** The Lord permits trials to come to us in order that we may be cleansed from earthliness, from selfishness, from sharp, unchristlike traits of character; that we may be led to look to him as the source of all strength. He suffers the deep waves of affliction to pass over our souls in order that we may have deep heart-longings to be cleansed from all defilement, and come forth from the trial purer and holier, with a deeper knowledge of him (ST, December 10, 1896 par. 8).
- 18. Death—the greatest battle.** The Christian life is a battle and a march. But the victory to be gained is not won by human power. The field of conflict is the domain of the heart. The battle which we have to fight--the greatest battle that was ever fought by man--is the surrender of self to the will of God, the yielding of the heart to the sovereignty of love. The old nature, born of blood and of the will of the flesh, cannot inherit the kingdom of God. The hereditary tendencies, the former habits, must be given up (MB 141.2).
- 19. Without dying we are helpless.** He who determines to enter the spiritual kingdom will find that all the powers and passions of an unregenerate nature, backed by the forces of the kingdom of darkness, are arrayed against him. Selfishness and pride will make a stand against anything that would show them to be sinful. We cannot, of ourselves, conquer the evil desires and habits that strive for the mastery. We cannot overcome the mighty foe who holds us in His thrall. God alone can give us the victory. He desires us to have the mastery over ourselves, our own will and ways. But He cannot work in us without our consent and co-operation. The divine Spirit works through the faculties and powers given to man. Our energies are required to co-operate with God (MB 141.3).
- 20. Voluntary death.** The victory is not won without much earnest prayer, without the humbling of self at every step. Our will is not to be forced into co-operation with divine agencies, but it must be voluntarily submitted. Were it possible to force upon you with a hundredfold greater intensity the influence of the Spirit of God, it would not make you a Christian, a fit subject for heaven. The stronghold of Satan would not be broken. The will must be placed on the side of God's will. You are not able, of yourself, to bring your purposes and desires and inclinations into submission to the will of God; but if you are "willing to be made willing," God will accomplish the work for you, even "casting down imaginations, and every high thing that exalteth itself against the knowledge of God, and bringing into captivity every thought to the obedience of Christ." 2 Corinthians 10:5.



Then you will “work out your own salvation with fear and trembling. For it is God which worketh in you both to will and to do of His good pleasure.” Philippians 2:12, 13 (MB 142).

- 21. Death now!** You need not be worried. You need not be thinking that there is a special time coming when you are to be crucified. The time to be crucified is just now. Every day, every hour, self is to die; self is to be crucified; and then, when the time comes that the test shall come to God’s people in earnest, the everlasting arms are around you. The angels of God make a wall of fire around about and deliver you (UL 283).

- 22. Death as preparation for the second coming.** In a view given June 27, 1850, my accompanying angel said, “Time is almost finished. Do you reflect the lovely image of Jesus as you should?” Then I was pointed to the earth and saw that there would have to be a getting ready among those who have of late embraced the third angel’s message. Said the angel, “Get ready, get ready, get ready. Ye will have to die a greater death to the world than ye have ever yet died.” I saw that there was a great work to do for them and but little time in which to do it (EW 64).

SESSION 8

leader's guide

baptism of the Holy Spirit



8: baptism of the Holy Spirit

session overview

leader notes

1. This lesson explores the consequence of dying to self—being filled or baptized with the Holy Spirit. The term “baptism of the Holy Spirit” may be new to some people. Others may be cautious as it is a term that some have filled with unbiblical meaning. The purpose of this lesson is to consider a clearly biblical understanding and application of this important work of the Holy Spirit and place it in the context of an Ambassador’s life.
2. Notice the learning outcomes below. For each learning outcome there is a corresponding “evidence of learning.” This section will help you identify what your participants should be learning and what evidence you should look for to see that they are learning well. In brackets, you will see in which part of the lesson plan the outcomes and evidence of learning will take place.
3. There is a lot to do in each section. Make sure you work within the given time for each section in order to cover the material.

materials

1. Lesson handout for each participant
2. Pens for each participant
3. Large drawing sheets and markers for groups (see Introduction to the theme)

together growing fruitful disciples framework

1. www.growingfruitfuldisciples.com
2. TGF process: Connecting
3. Objective: Developing a dynamic relationship with God

learning outcomes

	Outcomes	Evidence of learning
Head Participants will...	<ol style="list-style-type: none"> 1. Understand that the baptism of the Holy Spirit is a consequence of dying to self 2. Understand that ambassadors need to live with divine power, and not merely their own efforts. 	<ol style="list-style-type: none"> 1. Written report and discussions (mission briefing and thinking it through) 2. Verbal report (reflecting Jesus and His kingdom)
Hands Participants will be able to...	<ol style="list-style-type: none"> 1. Identify important insights on the baptism of the Holy Spirit (reflecting Jesus and His kingdom). 	<ol style="list-style-type: none"> 1. Verbal report (reflecting Jesus and His kingdom)
Heart Participants will...	<ol style="list-style-type: none"> 1. Desire to be filled with the Holy Spirit every day (reflecting Jesus and His kingdom & summary). 	<ol style="list-style-type: none"> 1. Written report (reflecting Jesus and His kingdom) and prayer (summary)



8: baptism of the Holy Spirit

teaching plan

welcome

4 minutes

1. Welcome and opening prayer (1 min).
2. Explain what participants can expect to learn in this lesson (1 min).

did you know?

11 minutes

1. Explain that the group is going to think about consequences for a few minutes. For example, if you throw a stone into the air, it will always fall down. That is the consequence of living in a world where gravity exists.
2. Ask the group to divide into groups. Give each group a large sheet of paper and markers. Ask them to draw a picture entitled “inevitable consequences” (5 minutes).
3. Ask each group to share their picture with the rest of the group.
4. Explain that the filling or baptism of the Holy Spirit is a consequence of dying to self—as we will see further explained later in this lesson.

mission

briefing

15 minutes

1. Complete the “mission briefing” handout for participants to discuss in groups of two or three (10 min).
2. Leaders should move around the room to listen to conversations to ensure participants are going in the right direction and to answer questions.
3. Before moving on, summarize the question and answers in this section and ask for any final comments or questions (5 min).
4. Once finished, participants can move immediately into the next section, “thinking it through.”

thinking

it through

10 minutes

1. Give participants five minutes to write down their own answers by themselves.
2. Next, ask participants to share their reflections with the others they studied with in the “mission briefing” section.

reflecting Jesus & His kingdom

35 minutes

1. As with last week, ask the group to divide into small groups to discuss the Bible texts and quotations by Ellen White on the baptism of the Holy Spirit.
2. Ask each group to find one striking quote to share with the group (15 min).
3. Discuss: Why do you think there is a link between prayer and the coming of the Holy Spirit? (See quote 2). If the disciples were working miracles under the power of the Holy Spirit during their ministry with Jesus, why do you think Ellen White says that they still needed to wait for the baptism of the Holy Spirit? What are the implications for us? (see quote 12) (10 min).

4. Summary: explain to the group that many of the quotations reveal the same principle that was seen in the Bible—that divine fire falls once there is a waiting sacrifice. To become a sacrifice—and therefore to be filled with the Holy Spirit—does not come by accident, but by a personal choice to live utterly for God.
5. Note: this principle about the relationship between sacrifice and the Holy Spirit helps to guard us against false outpourings of the Holy Spirit. The Holy Spirit only comes when there is genuine confession of sin and death to self.
6. Ask participants to spend a moment of personal reflection on the baptism of the Holy Spirit and write any observations in the space provided.

next steps

15 minutes

1. Have the Spiritual Companions discuss the following questions with each other and pray:
 - What have you learned today that can help with your IDP and spiritual growth as an Ambassador?
 - How is your spiritual life going and your IDP?
 - How can I pray for you—for your spiritual life and your IDP? Remind everyone to keep bringing their IDPs to class each week.
2. Give a brief overview of what has been covered during this session (1 min).

summary

5 minutes


1. Emphasize the connection between our need to be open to God's words, faith in God's words, and our ability to be transformed.
2. Ask people to quickly get in groups of two and ask each person to share the most important thing they learned/experienced today (30 seconds each = 1 min).
3. Ask for volunteers to quickly share with the whole group the most important thing they learned/experienced today (for a total of 2 minutes).
4. Ask the group to pray together for the baptism of the Holy Spirit in their lives.



SESSION 8

participant's guide

baptism of the Holy Spirit

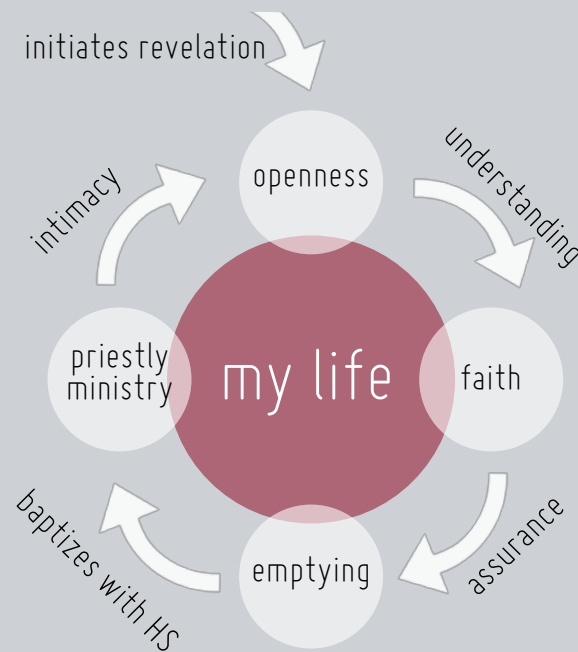


SESSION 8

baptism of the Holy Spirit—the consequence of dying to self



did you know...



**God has all the power to change our lives, but that does not
necessarily mean that we will change
—do you know why?**



mission briefing

1. At the beginning of the tabernacle and temple services, where did the fire that was used for the sanctuary services come from (Leviticus 9:24; 2 Chronicles 7:1)?

There is an important principle to understand. Divine fire fell from heaven because a sacrifice was waiting. If a sacrifice had not been placed on the altar, God would not have sent any fire because the fire needed a sacrifice to consume.

God repeated to His priests that the fire “must not go out” (Leviticus 6:8-9, 12-13). This was because the fire was divine fire and only holy fire could be used in the holy sanctuary. But how was this divine fire to be kept burning? While the priests could use branches of wood, it was really the continual placing of sacrifices on the altar that kept the fire alight. Without continual sacrifice, the divine fire would die.

2. Read Matthew 3:16. When does the Holy Spirit descend on Jesus?

Baptism symbolizes death to the old life. When someone is baptized, they go completely under the water to show that their old life has been put in the grave. However, they then rise to a new life. This is a life that is empowered by the Holy Spirit. It is after Jesus has come up from the watery grave of the Jordan river that the divine fire of the Holy Spirit came down out of heaven.

Later, Paul used the language of the sanctuary services when he urged His readers to offer themselves as “living sacrifices” (Romans 12:1). He also uses similar sanctuary language that echos God’s instruction to the priests that the fire should not go out. He counsels Timothy to “fan into flame the gift of God, which is in you” (2 Timothy 1:6), and urges, “do not quench the Spirit” (1 Thessalonians 5:19).

Becoming a sacrifice and receiving the baptism of the Holy Spirit are two sides of the same coin. The baptism of the Holy Spirit is a consequence of becoming a sacrifice. As Jesus says that a disciple must go to death daily (Luke 9:23), so being baptized by the Holy Spirit happens afresh each day. In this way, Ambassadors serve with divine power, not merely by their own efforts.

the baptism of the Holy Spirit in Bible & writings of Ellen White

- 1. Jesus as an example of death to self and the baptism of the Holy Spirit.** As soon as Jesus was baptised, he went up out of the water. At that moment heaven was opened, and he saw the Spirit of God descending like a dove and alighting on him. And a voice from heaven said, "This is my Son, whom I love; with him I am well pleased" (Matthew 3:16-17).
- 2. The baptism of the Holy Spirit after prayer.** They all joined together constantly in prayer, along with the women and Mary the mother of Jesus, and with his brothers... All of them were filled with the Holy Spirit and began to speak in other tongues as the Spirit enabled them (Acts 1:14; 2:4).
- 3. The baptism of the Holy Spirit for service.** Then the LORD said to Moses, "See, I have chosen Bezalel son of Uri, the son of Hur, of the tribe of Judah, and I have filled him with the Spirit of God, with wisdom, with understanding, with knowledge and with all kinds of skills—to make artistic designs for work in gold, silver and bronze, to cut and set stones, to work in wood, and to engage in all kinds of crafts (Exodus 31:1-5).
- 4. The baptism of the Holy Spirit to proclaim Jesus.** Then Peter, filled with the Holy Spirit, said to them: "Rulers and elders of the people! If we are being called to account today for an act of kindness shown to a man who was lame and are being asked how he was healed, then know this, you and all the people of Israel: It is by the name of Jesus Christ of Nazareth, whom you crucified but whom God raised from the dead, that this man stands before you healed. Jesus is "'the stone you builders rejected, which has become the cornerstone.' Salvation is found in no one else, for there is no other name under heaven given to mankind by which we must be saved" (Acts 4:8-12).
- 5. The baptism of the Holy Spirit and joy in the middle of problems.** The word of the Lord spread through the whole region. But the Jewish leaders incited the God-fearing women of high standing and the leading men of the city. They stirred up persecution against Paul and Barnabas, and expelled them from their region. So they shook the dust off their feet as a warning to them and went to Iconium. And the disciples were filled with joy and with the Holy Spirit (Acts 14:49-52).
- 6. The baptism of the Holy Spirit leads to joy.** The Be very careful, then, how you live—not as unwise but as wise, making the most of every opportunity, because the days are evil. Therefore do not be foolish, but understand what the Lord's will is. Do not get drunk on wine, which leads to debauchery. Instead, be filled with the Spirit, speaking to one another with psalms, hymns, and songs from the Spirit. Sing and make music from your heart to the Lord, always giving thanks to God the Father for everything, in the name of our Lord Jesus Christ (Ephesians 5:15-20).
- 7. The baptism of the Holy Spirit comes from Jesus.** I baptise you with water, but he will baptise you with the Holy Spirit (Mark 1:8).
- 8. The baptism of the Holy Spirit enables unity in diversity.** For we were all baptised by one Spirit so as to form one body—whether Jews or Gentiles, slave or free—and we were all given the one Spirit to drink. Even so the body is not made up of one part but of many (1 Corinthians 12:13-14).
- 9. The baptism of the Holy Spirit enables obedience.** I will give you a new heart and put a new spirit in you; I will remove from you your heart of stone and give you a heart of flesh. And I will put my Spirit in you and move you to follow my decrees and be careful to keep my laws (Ezekiel 36:26-27).
- 10. Preparation for the baptism of the Holy Spirit.** When the heart is emptied of self, it will be ready for the baptism of the Holy Spirit, and then you will be fitted to strengthen the sheep and lambs of the flock of Christ; for self will be hid with Christ in God (ST, August 1, 1892).
- 11. Jesus received a daily baptism of the Holy Spirit.** From hours spent with God He came forth morning by morning, to bring the light of heaven to men. Daily He received a fresh baptism of the Holy Spirit. In the early hours of the new day the Lord awakened Him from His slumbers, and His soul and His lips were anointed with grace, that He might impart to others (RH Aug. 11, 1910).
- 12. Counsel to parents for teaching their children about the baptism of the Holy Spirit.** Teach your children that it is their privilege to receive every day the baptism of the Holy Spirit... By prayer you may gain an experience that will make your ministry for your children a perfect success (CT 131).
- 13. Necessity of the baptism of the Holy Spirit.** What we need is the baptism of the Holy Spirit. Without this, we are no more

fitted to go forth to the world than were the disciples after the crucifixion of their Lord. Jesus knew their destitution, and told them to tarry in Jerusalem until they should be endowed with power from on high (1 Selected Messages, 411).

14. **Our need for the baptism of the Holy Spirit.** O how we need the divine Presence! For the baptism of the Holy Spirit, every worker should be breathing out His prayers to God. Companies should be gathered together to call upon God for special help, for heavenly wisdom, that the people of God may know how to plan and devise and execute the work. Especially should men pray that the Lord will choose His agents, and baptize His missionaries with the Holy Spirit. For ten days the disciples prayed before the Pentecostal blessing prayed before the Pentecostal blessing came. It needed all that time to bring them to an understanding of what it meant to offer effectual prayer, drawing nearer and nearer to God, confessing their sins, humbling their hearts before God, and by faith beholding Jesus, and becoming changed into His image. When the blessing did come, it filled all the place where they were assembled; and endowed with power, they went forth to do effectual work for the Master (HM, November 1, 1893 par. 2).
15. **Baptized by the Holy Spirit and sharing with friends.** The atmosphere of the church is so frigid, its spirit is of such an order, that men and women cannot sustain or endure the example of primitive and heaven-born piety. The warmth of their first love is frozen up, and unless they are watered over by the baptism of the Holy Spirit, their candlestick will be removed out of its place, except they repent and do their first works. The first works of the church were seen when the believers sought out friends, relatives, and acquaintances, and with hearts overflowing with love, told the story of what Jesus was to them and what they were to Jesus (TM 167).
16. **Baptism of the Holy Spirit leads to humility.** The baptism of the Holy Spirit will dispel human imaginings, will break down self-erected barriers, and will cause to cease the feeling that “I am holier than thou.” There will be a humble spirit with all, more faith and love; self will not be exalted. . . . Christ’s spirit, Christ’s example, will be exemplified in His people. We shall follow more closely the ways and works of Jesus. . . . The love of Jesus will pervade our hearts (TMK 114).
17. **The baptism of the Holy Spirit leads to revival.** The baptism of the Holy Ghost as on the day of Pentecost will lead to a revival of true religion and to the performance of many wonderful works. Heavenly intelligences will come among us, and men will speak as they are moved upon by the Holy Spirit of God. But should the Lord work upon men as He did on and after the day of Pentecost, many who now claim to believe the truth would know so very little of the operation of the Holy Spirit that they would cry, “Beware of fanaticism.” They would say of those who were filled with the Spirit, “These men are full of new wine” (CT, 371.4).
18. **A deeper longing for God and the baptism of the Holy Spirit.** The time is not far off now when men will want a much closer relation to Christ, a much closer union with His Holy Spirit, than ever they have had, or will have, unless they give up their will and their way, and submit to God’s will and God’s way. The great sin of those who profess to be Christians is that they do not open the heart to receive the Holy Spirit. When souls long after Christ, and seek to become one with Him, then those who are content with the form of godliness, exclaim “Be careful, do not go to extremes.” When the angels of heaven come among us, and work through human agents, there will be solid, substantial conversions, after the order of the conversions after the day of Pentecost (2SM 57.2).
19. **Baptism of the Holy Spirit and a knowledge of the truth.** An intellectual knowledge of the truth is not enough; we must know its power upon our own hearts and lives. Ministers need to come to Christ as little children. Seek Jesus, brethren, confess your sins, plead with God day and night, until you know that for Christ’s sake you are pardoned and accepted. Then will you love much because you have been forgiven much. Then you can point others to Christ as a sin-pardoning Redeemer. Then you can present the truth from the fullness of a heart that feels its sanctifying power. I fear for you, my brethren. I counsel you to tarry at Jerusalem, as did the early disciples, until, like them, you receive the baptism of the Holy Spirit. Never feel at liberty to go into the desk until you have by faith grasped the arm of your strength (5T 159).
20. **Longing for a fresh baptism of the Spirit.** Oh, that we might be children of God! Oh, that we might every one be humble sons and daughters of God! Oh, that we might have another touch of the Holy Spirit, and every heart be moved before we leave this house. Oh, that we might have a baptism of the Holy Ghost before we separate. Oh, that the love of Jesus might gladden our hearts with sweet music like a song of heaven, because the wickedness of our hearts is broken down and it may be truly said, “See how these brethren love one another” (2 SAT 15).

21. False baptism of the Spirit. Some of these have much to say upon the gifts and are often especially exercised. They give themselves up to wild, excitable feelings and make unintelligible sounds which they call the gift of tongues, and a certain class seem to be charmed with these strange manifestations. A strange spirit rules with this class, which would bear down and run over anyone who would reprove them. God's Spirit is not in the work and does not attend such workmen. They have another spirit (1T 414).

22. Fresh baptism of the Holy Spirit leads to witness. The very first impulse of the renewed heart is to bring others also to the Savior. Those who do not possess this desire give evidence that they have lost their first love; they should closely examine their own hearts in the light of God's Word, and earnestly seek a fresh baptism of the Spirit of Christ; they should pray for a deeper comprehension of that wondrous love which Jesus manifested for us in leaving the realms of glory and coming to a fallen world to save the perishing (Welfare Ministry, 55).

SESSION 9

reflecting Jesus

leader's guide



9: reflecting Jesus

session overview

leader notes

1. This lesson shows that ministry for others, which has divine power, is always a consequence of death to self and baptism of the Holy Spirit. As Ambassadors are daily filled with the Holy Spirit, they reflect who Jesus is and what Jesus does. Three important priorities for this are highlighted in the daily services of the sanctuary. This lesson will partly summarize the last few lessons.
2. Notice the learning outcomes below. For each learning outcome there is a corresponding “evidence of learning.” This section will help you identify what your participants should be learning and what evidence you should look for to see that they are learning well. In brackets, you will see in which part of the lesson plan the outcomes and evidence of learning will take place.
3. There is a lot to do in each section. Make sure you work within the given time for each section in order to cover the material.

materials

1. Lesson handout for each participant
2. Pens for each participant

together growing fruitful disciples framework

1. www.growingfruitfuldisciples.com
2. TGF process: Ministering
3. Objective: Seeking opportunities in all daily activities to minister to others

learning outcomes

	Outcomes	Evidence of learning
Head Participants will...	<ol style="list-style-type: none"> 1. Understand that we serve others as a consequence of our connection with Jesus (introduction). 2. Understand the three priorities of mission (mission briefing). 	<ol style="list-style-type: none"> 1. Written report and discussions (mission briefing and thinking it through) 2. Written report and discussions (mission briefing and thinking it through)
Hands Participants will be able to...	<ol style="list-style-type: none"> 1. Identify how their lives can be shaped by the three priorities for mission (reflecting Jesus and His kingdom). 2. Know what to do when someone is spiritually stuck (reflecting Jesus and His kingdom). 	<ol style="list-style-type: none"> 1. Discussion and prayer (reflecting Jesus and His kingdom) 2. Discussion and prayer (reflecting Jesus and His kingdom)
Heart Participants will...	<ol style="list-style-type: none"> 1. Desire to apply God’s words to their own lives (reflecting Jesus and His kingdom). 	<ol style="list-style-type: none"> 1. Discussion (reflecting Jesus and His kingdom)



9: reflecting Jesus

teaching plan

welcome

2 minutes

1. Welcome and opening prayer (1 min).
2. Explain what participants can expect to learn in this lesson (1 min).

did you know?

8 minutes

1. Ask everyone to get into groups of two or three.
2. Group question: Have you ever tried to do something for God but you hadn't prayed before you did it? What was it like? What differences are there between ministering for God with and without being spiritually prepared first? How does this affect the way you think and feel? (3 min)
3. Group feedback (3 min). If you have a board, divide it into two. Give one column the title, "working for God without His power," and the second, "working for God with His power." List the group reflections in these categories.
4. Go over the content of this section in the handout (2 min).

mission

briefing

15 minutes

1. Complete the "mission briefing" handout for participants to discuss in groups of two or three (10 min).
2. Leaders should move around the room to listen to conversations to ensure participants are going in the right direction and to answer questions.
3. Before moving on, summarize the question and answers in this section and ask for any final comments or questions (5 min).
4. Once finished, participants can move immediately into the next section, "thinking it through."

thinking

it through

10 minutes

1. Give participants five minutes to write down their own answers by themselves.
2. Next, ask participants to share their reflections with the others they studied with in the "mission briefing" section.

reflecting Jesus & His kingdom

35 minutes

Exercise 1

1. Explain: the three offerings in the Holy Place of the sanctuary provide us with a helpful way to think about our priorities as Ambassadors (see summary diagram of the sanctuary in the handout). These three priorities are holding out the Word of God (bread), revealing Christlike character (light), and intercession (incense). While these three things are important to us personally, these three priorities were performed by the priests on behalf of others. In other words, what happened each day in the Holy Place is about how we as God's priests minister to other people.

2. Ask participants to do the exercise individually for this section in the handout (10 min).
3. Ask participants to share their reflections in small groups (5 min).

Exercise 2

1. In the handout, there are five summary diagrams. Diagram 1 is a summary of the sanctuary.
2. Diagram 2 is the cycle of the continuous re-formation of our lives that is based on the dynamics of Diagram 1. This is a diagram that you will have seen during the last few lessons.
3. Diagram 3 rearranges diagram 2 so we can clearly see God's role in transformation and ours.
4. Diagram 4 looks at what might happen if our spiritual lives stop at any of these points. If we are not open, we don't really trust God and refuse to die to self.
5. Diagram 5 makes some suggestions of what to think about if we find ourselves spiritually stuck in one of these areas.
6. Go through the first three diagrams to check that people understand them.
7. Ask the group to look at Diagram 4. Ask them if they agree with the suggested consequences of being stuck in each of those areas. Is there anything they would add to each of the lists?
8. Go through Diagram 5 and ask the same—how would they help another person who has become spiritually stuck in a) their openness to God, b) their faith, c) dying to self?
9. This section could take a lot of time, so do check that you keep within the overall time allocation.

next steps

15 minutes

1. Have the Spiritual Companions discuss the following questions with each other and pray:
 - What have you learned today that can help with your IDP and spiritual growth as an Ambassador?
 - How is your spiritual life going and your IDP?
 - How can I pray for you—for your spiritual life and your IDP?
2. Remind everyone to keep bringing their IDPs to class each week.

summary

5 minutes

1. Give a brief overview of what has been covered during this lesson.
2. Ask people to quickly get in groups of two and ask each person to share the most important thing they learned/experienced today (30 seconds each = 1 min).
3. Ask for volunteers to quickly share with the whole group the most important thing they learned/experienced today (for a total of 2 minutes).
4. Leader or volunteer to close with prayer (1 min).

SESSION 9

reflecting Jesus

participant's guide



SESSION 9

reflecting Jesus—the consequence of the baptism of the Holy Spirit



did you know...

Living as a Christian is like a switch connecting the electricity to a light bulb. If you want light, the switch has to be on. If someone turns the switch off, the light bulb instantly has no power and the room is plunged into darkness. The switch must connect the power supply to the light bulb at all times if the bulb is to give light.

Jesus says that He is the vine and we are branches attached to Him (John 15). When we are connected, the sap—His nature—is able to flow from Him into us. Then we will automatically bear fruit because His own nature—His character—is now inside us through the presence of His Spirit (Galatians 5:22-24). But we have to be connected at all times, because the moment we are disconnected from Him, we are disconnected from His nature. When this happens, we are exposed to the temptation of trying to live like Christians, but without divine power!

**effective ministry is always a consequence
of connection to Jesus**





mission briefing

When we become “living sacrifices” (Romans 12:1) and God fills us with Himself through His Spirit, our hearts naturally reflect who God is and what God does. But what is God doing?


God’s priorities for His kingdom are highlighted in the morning and evening services of the Sanctuary. Every day, three offerings were tended by the priests in the Holy Place—the offering of bread, symbolizing God’s words, light that symbolized God’s character, and incense that symbolized God’s intercession.

It is critical to notice that if the sacrifices stopped, the holy fire would die out. If the holy fire died, the priests would not be able to continue their daily ministry in the Holy Place because the three offerings required holy fire. Only holy fire could be used in the Holy Place.

The daily work of the priests in the Holy Place represents the continual work of Christ on our behalf. Jesus became a sacrifice and was filled with the divine fire of the Holy Spirit. His ministry highlighted the three priorities of the Holy Place because He is the light of the world (John 8:12), the bread of life (John 6:51), and our intercessor (Hebrews 7:25).

1. Read 1 Peter 2:9, Matthew 5:14, Acts 4:31, and Ephesians 6:18. Why do you think reflecting the light of God’s character, preaching His words, and interceding for others all need to be consequences of a daily death and baptism of the Holy Spirit?

As holy fire was needed for the priests every day to tend the three sacrifices, so the holy fire of the Holy Spirit is needed by us every day so we can be the light of the world, hold out the word of God to others, and intercede for them. We can try and do these things in our own strength, but the results will be insignificant. Only when we reflect Christ by becoming living sacrifices and being baptized daily with the fire of His Holy Spirit can God accomplish holy work through us.



thinking it through

1. We reflect Jesus by who we are and what we do. Which one of these is most important to you? Explain your answer.

2. How often have you tried to work for God in your own strength? What can you do to ensure you are continually operating with divine fire?



reflecting Jesus & His kingdom

my ministry priorities

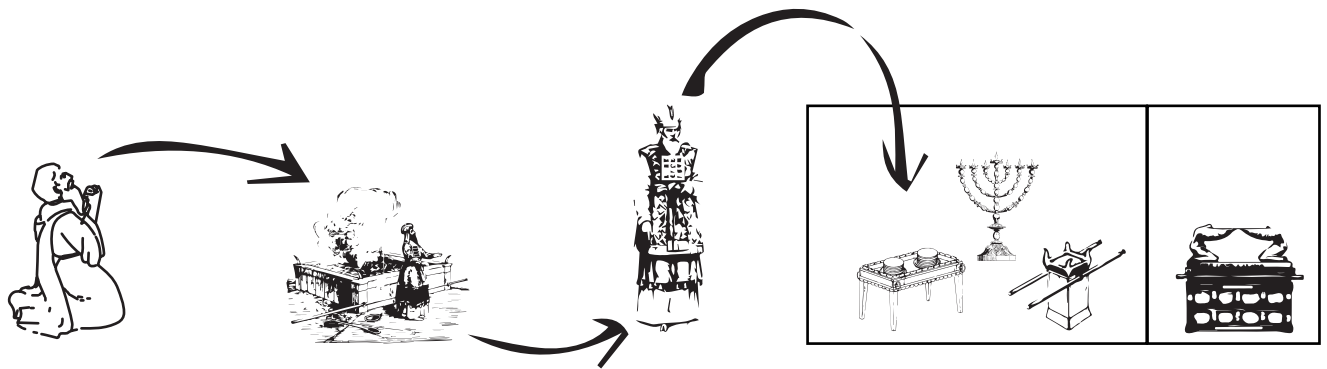
Think about how you may or may not be ministering to others at the moment. How can the three ministry priorities of the Sanctuary help to shape and balance how you minister to others in the future?

intercession (prayer)

sharing God's words

revealing Christ-likeness

1. the process of re-formation: the morning and evening services



PREREQUISITE 1:
OPENNESS

SACRIFICE
Christ's Death: John 1:29
My Death: Rom. 12:1

PRIESTLY MINISTRY
Jesus is a priest: Hebrews 4:14
I am a priest: 1 Peter 2:9

BREAD
Christ is the Word: John 6:51
I am to share the Word: Philippians 2:16

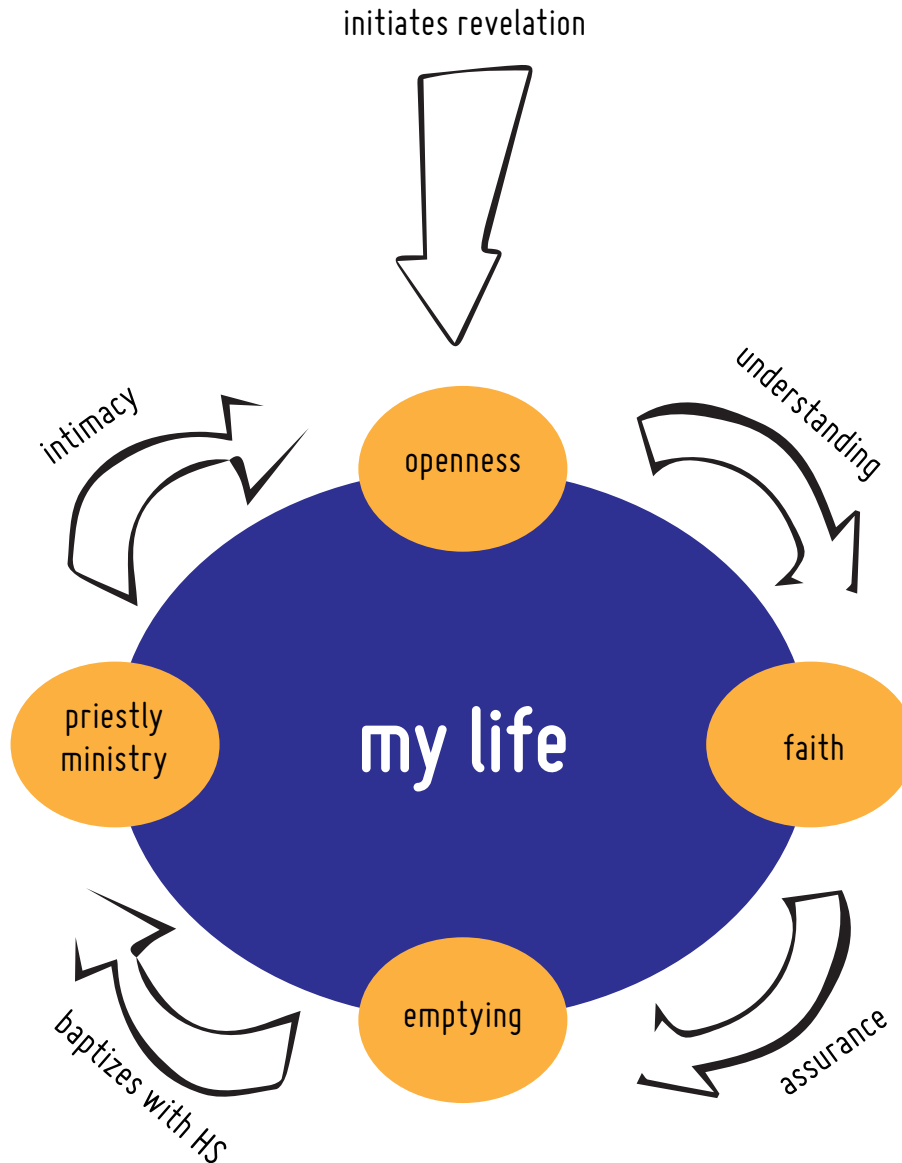
PREREQUISITE 2: FAITH

FIRE
Jesus filled with Holy Spirit: Luke 4:1, 18
I am to be filled with Holy Spirit: Ephesians 5:18

LIGHT
Christ is the light: John 8:12
I am to reveal the light: Matthew 5:14

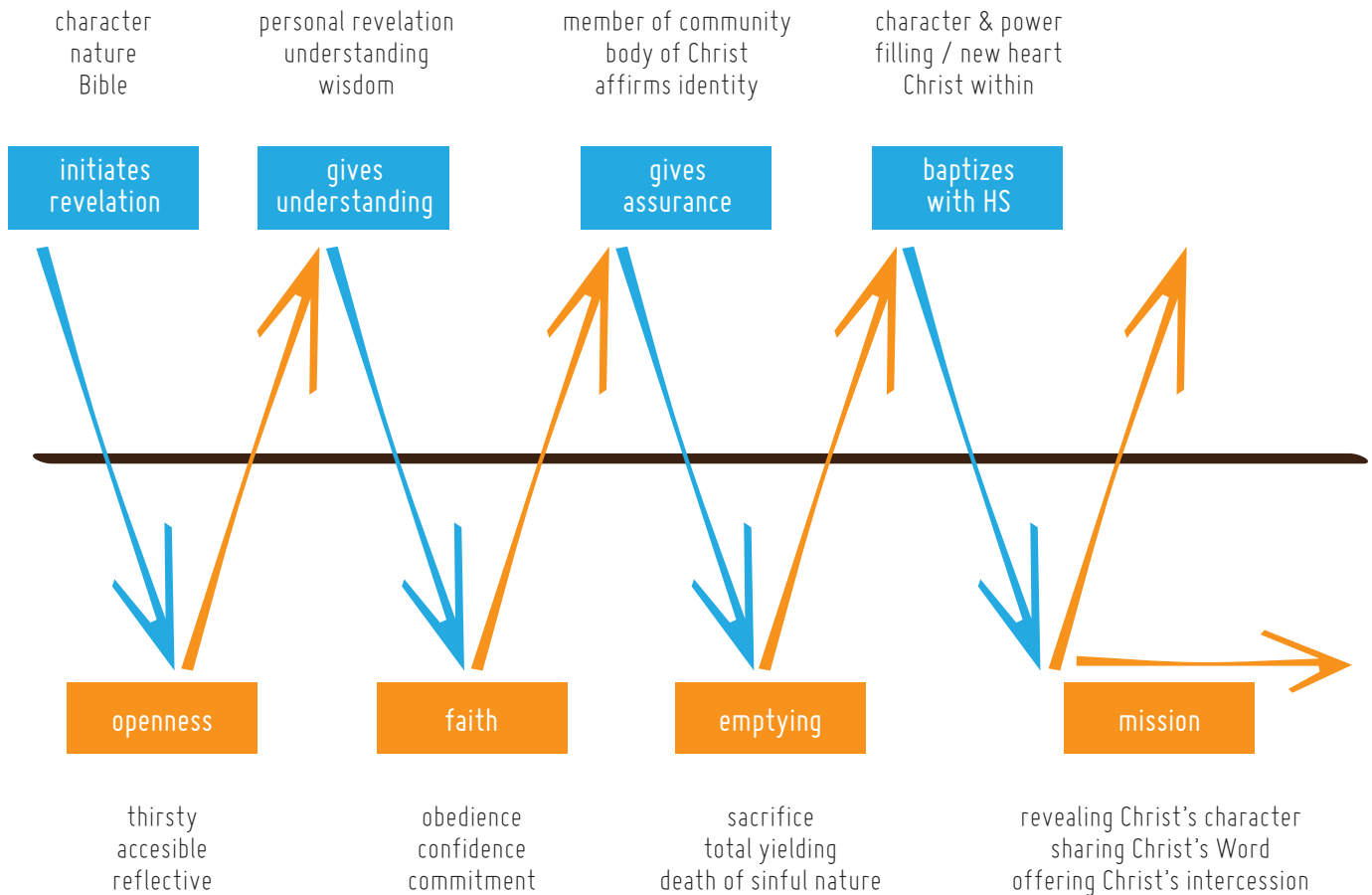
INCENSE
Christ intercedes for others: Hebrews 7:25
I intercede for others: James 5:16

2. the process of re-formation



3. the process of re-formation: God's role & ours

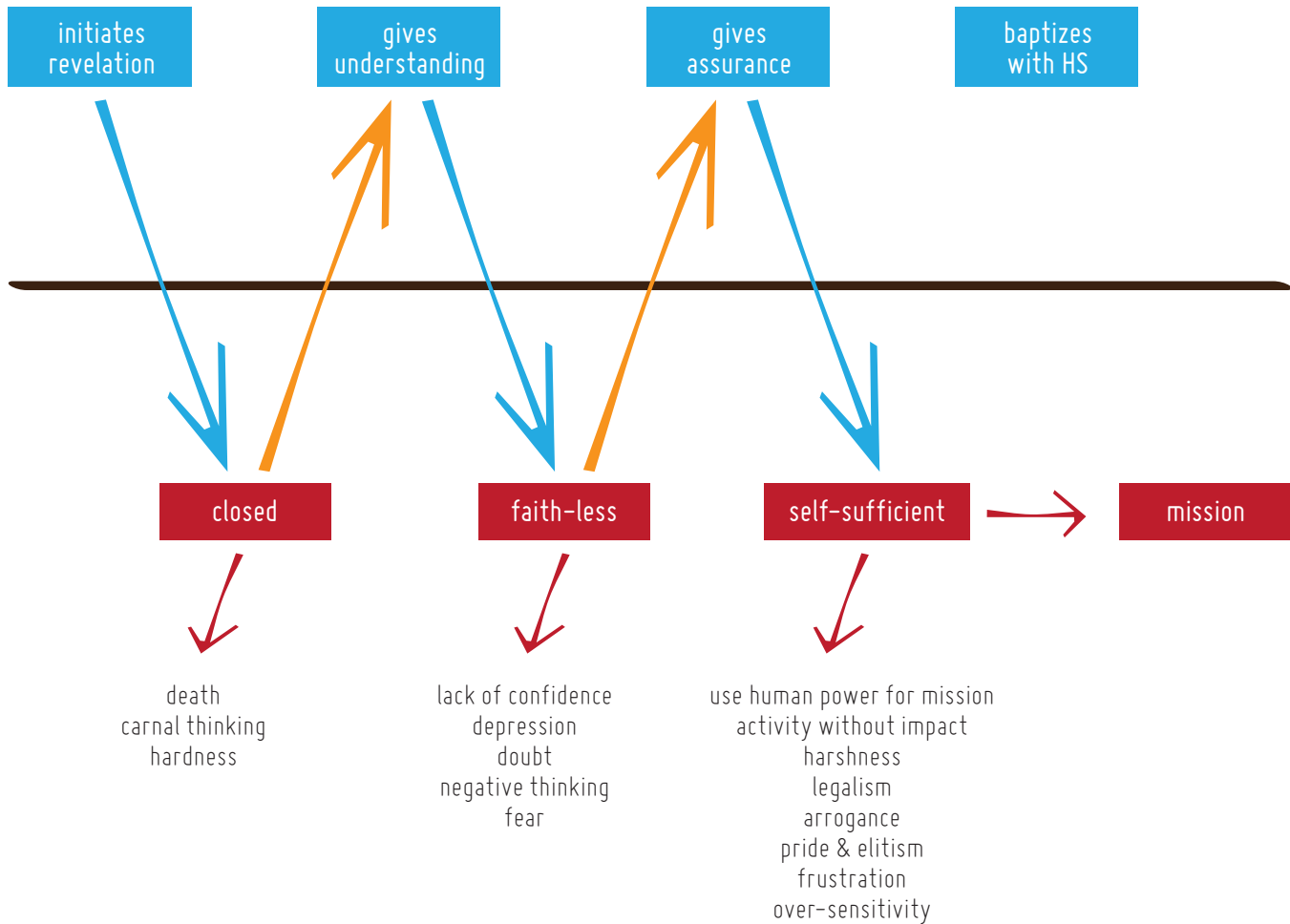
God



man

4. the process of re-formation: what happens when the process stops

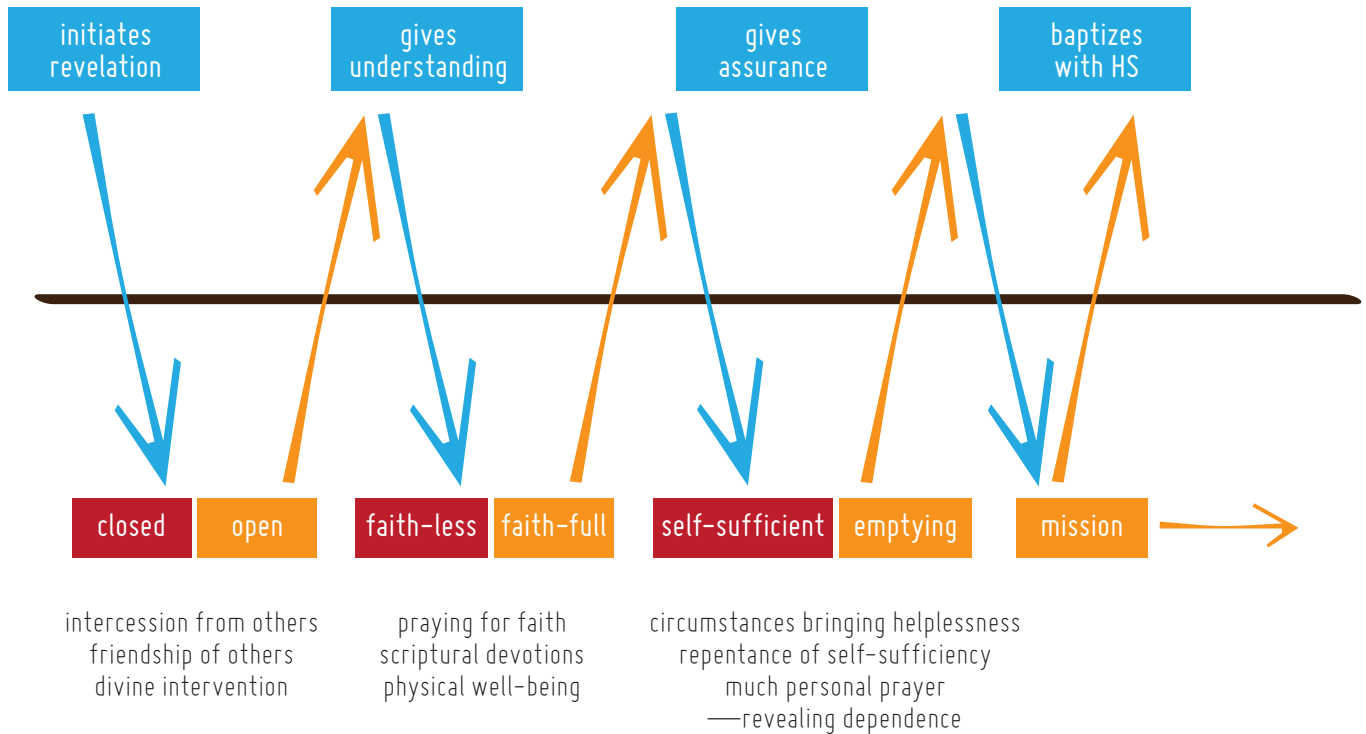
God



man

5. the process of re-formation: how to remove the blockages

God



man

icebreakers

The following icebreakers can be found at: http://insight.typepad.co.uk/40_icebreakers_for_small_groups.pdf

- DRAW** Give everyone a piece of paper and a pencil. Allow five minutes to draw a picture that conveys who they are without writing any words or numbers. At the end of five minutes the leader collects the pictures. Show the pictures to the group, one at a time, and have them try to guess who drew it. Each artist can then explain how their work expresses who they are.
- FREEZE FRAME** Invite the young people to quietly move around the room and await your instructions. As they are walking the leader calls out the name of a sport, for example, golf, soccer, rugby, swimming, parachuting, polo, basketball, horse racing etc. When they hear the name they must stop immediately and hold a still 'freeze frame' illustrating or acting out the sport. You can play variations to the game by shouting out emotions, job titles, or even animals.
- WORD LINK** This is a word association game. Ask the group to sit in a circle. The first person starts with any word they wish, i.e. "red." The next person repeats the first word and adds another word that links to the first, i.e. "tomato." The next person repeats the previous word and adds another word link, i.e. "soup," and so on. To keep this moving, only allow five seconds for each word link. See how many linking words your group can get.
- TWENTY QUESTIONS** Twenty questions is an old party game that encourages deductive reasoning and creativity. One player is selected to think of an item. The rest of the group tries to guess the item by asking a question that can only be answered with a simple "Yes" or "No." Truthful answers only please, as anything else will ruin the game.
- BACKWARD CLUMPS** Divide into pairs. Ask each pair to sit on the floor with their partner, backs together, feet out in front and arms linked. Their task is to stand up together. Once everyone has done this, two pairs join together and the group of four try to repeat the task. After they succeed, add another two and try again. Keep adding people until your whole group is trying to stand together. A sight to behold!
- ONE MINUTE PLEASE!** The aim of the game is to talk for one minute on a given subject. You announce the topic and a member of the group is randomly selected to speak for one minute. Use a pack of cards to randomly select, i.e. person who draws the lowest number. Choose subjects to stimulate the imagination and which may be amusing. Put a stopwatch on each person to see how long they last before drying up! Subjects might include my earliest memories, my favorite computer game, why beans are good for you, 10 things you can do with potatoes, Alligator wrestling, pre-millennialism (no, not really!)

The following icebreakers are taken from <http://crupressgreen.com/small-group-icebreakers/>

HOUSE ON FIRE

Say, "Your house is on fire, and everyone is safe. You have thirty seconds to run through the house and collect three or four articles you want to save. What would you grab? Why?" After everyone has done this, the group can discuss what they learned about the things they value.

DESERTED ISLAND

Say, "You've been exiled to a deserted island for a year. You are told you may take three things you want, apart from the essentials. What would you take and why?"

The following icebreaker is taken from http://www.bc.edu/bc_org/prs/campus-ministry/saltandlight/Retreat%20Resource%20Manual/Fun%20Small%20Group%20Ice%20Breakers.html

ASK ME, ANSWER ME

Have each person take two strips of paper. Have them place the same number on both sheets. Make sure nobody has the same number. Then have them place one of the numbers in the middle. Then have the group pick a different number. Each person should have their original number and a different number. Now have them write a funny question on the original numbered piece of paper and a funny answer on the different numbered piece of paper. Then go around the group saying the number and then asking a question, then have the person with the same number answer the question.

The following icebreakers are taken from <http://youthgroupgames.com.au/top-ten-icebreaker-games/>

SHOE TALK

Split the group into two halves. Get each half of the group to line up against opposite sides of the room or hall. Then get each person to take off one shoe and make a pile of their team's shoes. Get each person from one team to select a random shoe from the other team's pile and then find the person that shoe belongs to. Once they have found their match, have a question ready so each person in the pair can ask and get to know each other a little bit better. Get the other team to do the same process with the first team's pile of shoes.

TEAM ARCHITECT

Team Architect is basically a game where you get each team to build something with very little amounts of strange materials. For example, you could give each team a packet of pop sticks and a roll of sticky tape and get them to build a bridge that will support a heavy book.

Another example is to give each team a few sheets of newspaper and some string and then get them to make an egg support. Each team's egg support has to stop the egg from breaking when dropped from a certain height.

After the allocated building time is up, all the groups come together and the structures or inventions are tested.

community service project planning

module 1: DISCIPLESHIP

introduction

The goal is to identify a needy cause and devise a medium/long-term plan to meet that need in the community. The emphasis is on the project being local and the participation being sustained over a period of time.

1. Introduce the idea of an Ambassadors' community service project. Describe it as an integral part of the Ambassadors' experience that begins now.
2. It would be advisable to do some prior research before approaching your group with the following tasks or you can choose to begin the process with the participants.
 - a. Identify a needy cause in the community that would benefit from the Ambassador's help. You might come prepared with a list of services offered in your community that need volunteer help or start brainstorming with the group. At some stage, this will require some research and consultation with volunteer services and the city/village council. Examples might include:
 - Health services
 - Mentoring
 - Community clean-up
 - Vulnerable citizen help (e.g. children of prison inmates)
 - Vulnerable families support
 - Food services
 - Seminars and classes
 - Community events
 - Fundraising
 - b. Explore as many options as possible and do a realistic evaluation of each one on the basis of your resources, time, and personnel.
3. Choosing the Project
 - a. Vote/decide on a short list of three or four for closer evaluation.
 - b. It would be advisable to do a site visit of the short list.
 - c. Have a feed-back session after the visit.
 - d. Prayerfully, choose the final project.
4. Get ready to participate in the community service project.
 - a. Present the idea that serving others with a loving heart and without any conditions requires some self-assessment and re-consecration to God.

- b. Take some minutes to lead the participants in the following: In the participant guide, write down your reaction to the idea that you will give away your time and effort for free. Write down what you really feel about it, not what you think you should feel. If you find any objections in your mind to giving time and effort to others, write those down too. Apply the Golden Rule to the plans the group has made. Write down your reaction to giving to others what you'd like to receive if you were in their "shoes" (their situation). Write a commitment statement that expresses what you pledge to do for God through serving the chosen group in the community.
5. Plan a field trip to the final project site.
 - a. Sign up participants so that all have a commitment to a time and place for the visit.
 - b. Make the visit a combination of learning the details of the organization's work and some time that the participants spend doing a sample of the work.
 - c. At the visit itself, ask participants to think about their experience and prepare to debrief at the next session when you will ask them to share their reactions to the community service visit.
6. Assuming that the response is positive and the group seems ready to proceed, ask participants to assist you in planning the following:
 - a. Decide on overall goal
 - b. Define tasks involved
 - c. Determine time commitment and schedule
 - d. Assign volunteer positions and duties (a mix of leaders and participants)
 - e. Seek permissions if needed
 - f. Work on budget if applicable
 - g. Obtain insurance if applicable
 - h. Plan for equipment and supplies if applicable
 - i. Plan for regular evaluation of goals
7. Arrange the bi-weekly or monthly project schedule and duration.
 - a. Get a clear list from the organization's representative that states expectations and requirements.
 - b. In situations that require background clearance, arrange for background checks.
 - c. Take time to coordinate participants and sign them up for particular times and dates of service.
 - d. Create and show a record in which you will log the main activities of the group.
 - e. Record the plans and share aspects of it and progress at each session.

**mid-way through the
module**

1. It's time for a formal review of the initial community service efforts.
2. You can prepare a formal review form or simply record in the log the responses given by participants.
3. Take a careful look at how the activity is developing. Is the group truly meeting the needs identified at the beginning of the module? Does the activity seem to fit the group? What is God telling you about what has happened so far?
4. Take the participants through some minutes of free-flowing discussion of their experience.
5. Steer them toward the goals of serving the community without condition and for no reason but to give.

**at the end of the
module**

1. Celebrate what has been accomplished thus far.
2. Decide if the group will continue with the same project or choose a new one for the next module.
3. The designers of the Ambassador program would encourage continuity as much as possible.

AS THE FATHER HAS SENT ME, SO I AM SENDING YOU
AMBASSADORS