





for
Safety Check




A Home Fall
Prevention
Checklist for
Older Adults

This checklist was produced with support
from the General Conference Foundation.



The Holy Seed Church
Neema Evangelism Centre
Global Healing Ministries
Nairobi Kenya (Africa)

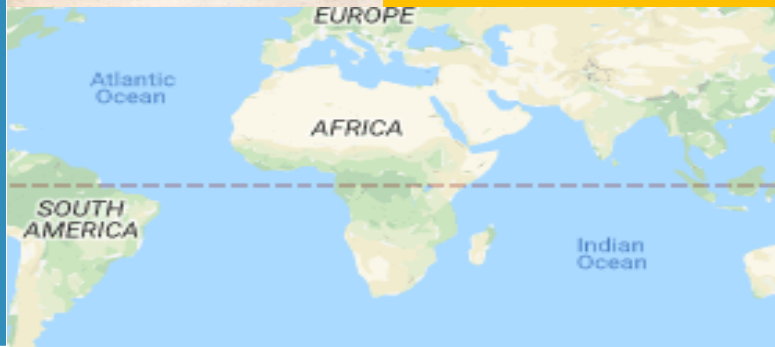


For more information, contact:
The Holy Seed Church
Neema Evangelism Centre
Global Healing Ministries
Adult's Home

Cell: +254721141544

Copyright

@2018





FALLS AT HOME

Africa Continent Description

Africa is the world's second largest and second most-populous continent. At about 30.3 million km² including adjacent islands, it covers 6% of Earth's total surface area and 20% of its land area. With 1.2 billion people as of 2016, it accounts for about 16% of the world's human population. Wikipedia

Area: 30.37 million km²

Largest city: Lagos

Population: 1.216 billion (2016)

Operator: Florida



Kenya Country in East Africa

Description

Kenya is a country in East Africa with coastline on the Indian Ocean. It encompasses savannah, lakelands, the dramatic Great Rift Valley and mountain highlands. It's also home to wildlife like lions, elephants and rhinos. From Nairobi, the capital, safaris visit the Maasai Mara Reserve, known for its annual wildebeest migrations, and Amboseli National Park, offering views of Tanzania's 5,895m Mt.

Kilimanjaro. **Kenya Population 53,014,770**

Each year, thousands of older Americans fall at home. Many of them are seriously injured, and some are disabled. In 2011, nearly 23,000 people over age 65 died and 2.4 million were treated in emergency departments because of falls.

Falls are often due to hazards that are easy to overlook but easy to fix. This checklist will help you find and fix those hazards in your home.

The checklist asks about hazards found in each room of your home. For each hazard, the checklist tells you how to fix the problem. At the end of the checklist, you'll find other tips for preventing falls.


“Making changes in our home to prevent falls is good for us and for our granddaughter when she comes to visit.”






FLOORS: Look at the floor in each room.


Q: When you walk through a room, do you have to walk around furniture?

 Ask someone to move the furniture so your path is clear.


Q: Do you have thrown rugs on the floor?

 Remove the rugs or use double-sided tape or a non-slip backing so the rugs won't slip.

Q: Are there papers, books, towels, shoes, magazines, boxes, blankets, or other objects on the floor?

 Pick up things that are on the floor. Always keep objects off the floor.

Q: Do you have to walk over or around wires or cords (like lamp, telephone, or extension cords)?

 Coil or tape cords and wires next to the wall so you can't trip over them. If needed, have an electrician put in another outlet.

Last Sunday our son helped us move our furniture. Now all the rooms have clear paths.”



Check
for
Safety



Check
for
Safety

STAIRS AND STEPS:

Look at the stairs you use both inside and outside your home.

Q: Are there papers, shoes, books, or other objects on the stairs?

- Pick up things on the stairs. Always keep objects off stairs.

Q: Are some steps broken or uneven?

- Fix loose or uneven steps.

Q: Are you missing a light over the stairway?

- Have an electrician put in an over-head light at the top and bottom of the stairs.

Q: Do you have only one light switch for your stairs (only at the top or at the bottom of the stairs)?

- Have an electrician put in a light switch at the top and bottom of the stairs. You can get light switches that glow.

Q: Has the stairway light bulb burned out?

- Have a friend or family member change the light bulb.

Q: Is the carpet on the steps loose or torn?

- Make sure the carpet is firmly attached to every step, or remove the carpet and attach non-slip rub-ber treads to the stairs.

Q: Are the handrails loose or broken? Is there a handrail on only one side of the stairs?

- Fix loose handrails or put in new ones. Make sure handrails are on both sides of the stairs and are as long as the stairs.



Check
for
Safety

Check




There is need to offer assistance to children who are orphaned and the widows. We are low in funds to support the needy who visit us for our help. Exodus 22:22-23.

There is also need for a clinic that will serve the community, for those people who are sick because when they go for treatment sometimes they are admitted but to pay the bill becomes very difficult in terms of fund raising.




KITCHEN: Look at your kitchen and eating area.

Q: Are the things you use often on high shelves?

 Move items in your cabinets. Keep things you use often on the lower shelves (about waist level).


Q: Is your step stool unsteady?

 If you must use a step stool, get one with a bar to hold on to. Never use a chair as a step stool.




BATHROOMS: Look at all your bathrooms.

Q: Is the tub or shower floor slippery?

 Put a non-slip rubber mat or self-stick strips on the floor of the tub or shower.

Q: Do you need some support when you get in and out of the tub or up from the toilet?

 Have grab bars put in next to and inside the tub and next to the toilet.





BEDROOMS: Look at all your bedrooms.

Q: Is the light near the bed hard to reach?



Place a lamp close to the bed where it's easy to reach.



Q: Is the path from your bed to the bathroom dark?



Put in a night-light so you can see where you're walking. Some night-lights go on by themselves after dark.

“I put a lamp on each side of my bed. Now it's easy to find the light if I wake up at night.”



Check for Safety



Check for Safety

Other Things You Can Do to Prevent Falls

- Do exercises that improve your balance and make your legs stronger. Exercise also helps you feel better and more confident.



- Have your doctor or pharmacist look at all the medicines you take, even over-the-counter medicines. Some medicines can make you sleepy or dizzy.

- Have your eyes checked by an eye doctor at least once a year and update your glasses.

- Get up slowly after you sit or lie down.

- Wear shoes both inside and outside the house. Avoid going barefoot or wearing slippers.

- Improve the lighting in your home. Put in brighter light bulbs. Florescent bulbs are bright and cost less to use.

- It's safest to have uniform lighting in a room. Add lighting to dark areas. Hang lightweight curtains or shades to reduce glare.


- Paint a contrasting color on the top edge of all steps so you can see the stairs better. For example, use a light color paint in dark wood.






Check
for fety



Check
for
Safety



Other Safety Tips

-  Keep emergency numbers in large print near each phone.
-  Put a phone near the floor in case you fall and can't get up.
-  Think about wearing an alarm device that will bring help in case you fall and can't get up.

“I feel stronger and better about myself since they started taking careing me at The Holy Seed Church Adult Home.”



Feel Free and visit us at The Holy Seed Church Adult Home

WELCOME



Check for Safety



Check for Safety